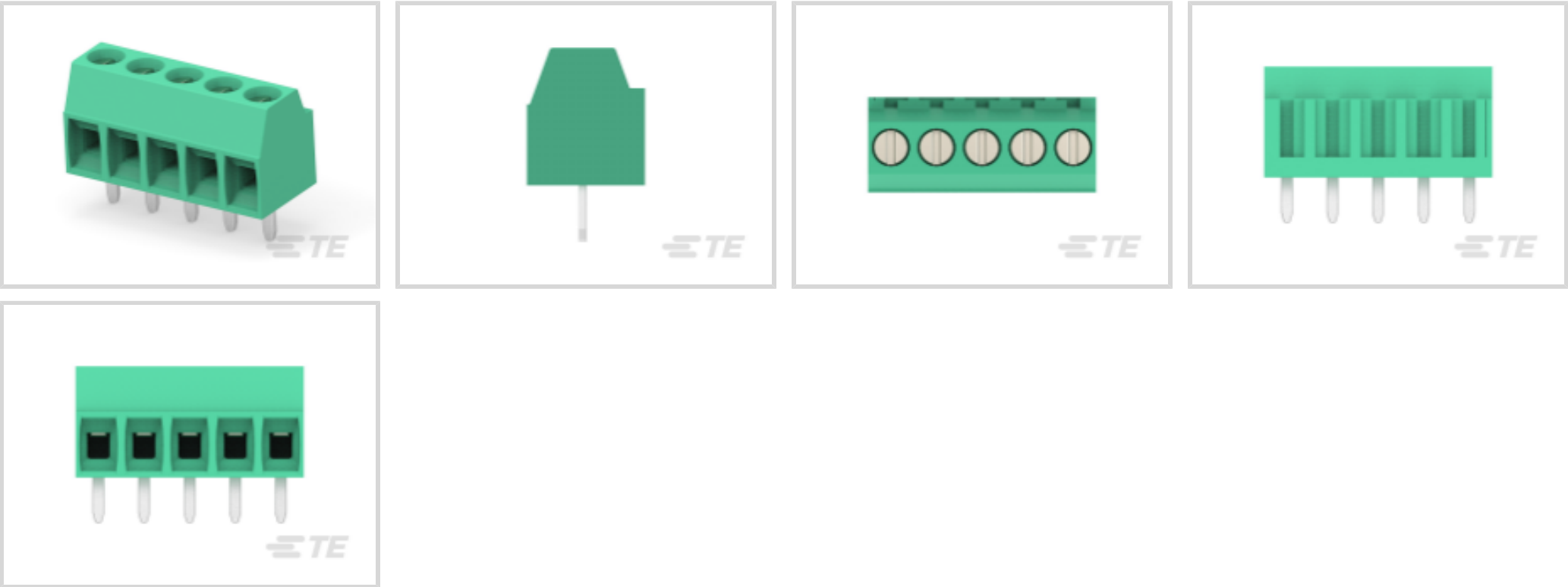




Connectors > Terminal Blocks & Strips > PCB Terminal Blocks



Number of Positions: 5

Terminal Block Connector Type: **Header**

Connector System: **Wire-to-Board**

Centerline (Pitch): **3.5 mm [.138 in]**

Number of Rows: 1

Features

Termination Features

Termination Method to PCB	Through Hole - Solder
Termination Post & Tail Length	3.5 mm[.138 in]

Body Features

Primary Product Color	Green
Product Orientation	Vertical

Packaging Features

Packaging Method	Tray
Packaging Quantity	150

Mechanical Attachment

Screw Plating Material	Nickel
Screw Material	Copper Alloy
Thread Size	M2
Mounting Retention Type	Screw Mount
Connector Mounting Type	Board Mount



Contact Features

Contact Mating Area Plating Material	Tin
Contact Base Material	Copper Alloy
Contact Current Rating (Max)	12 A

Housing Features

Housing Material	PA 66
Centerline (Pitch)	3.5 mm[.138 in]

Product Type Features

Wire Protection	With
Header Type	Fully Shrouded
Terminal Block Connector Type	Header
Connector System	Wire-to-Board
Connector & Contact Terminates To	Printed Circuit Board

Configuration Features

Wire Entry Location	Side
Stacking Configuration	Side Stackable
Stacked Levels	Without
Number of Positions	5
Number of Rows	1
Wire Entry Angle	90°

Electrical Characteristics

Operating Voltage	300 VAC
-------------------	---------

Dimensions

Wire Size	28 – 16 AWG
-----------	-------------

Usage Conditions

Operating Temperature Range	-40 – 110 °C[-40 – 230 °F]
-----------------------------	----------------------------

Operation/Application

Circuit Application	Power & Signal
---------------------	----------------

Other

EU RoHS Compliance	Compliant with Exemptions
EU ELV Compliance	Not Compliant



Product Compliance

For compliance documentation, visit the product page on TE.com>

EU RoHS Directive 2011/65/EU	Compliant with Exemptions
EU ELV Directive 2000/53/EC	Not Compliant
China RoHS 2 Directive MIIT Order No 32, 2016	Restricted Materials Above Threshold
EU REACH Regulation (EC) No. 1907/2006	Current ECHA Candidate List: JUNE 2024 (241) Candidate List Declared Against: JUNE 2024 (241) SVHC > Threshold: Pb (3% in Component Part) Article Safe Usage Statements: Do not eat, drink or smoke when using this product. Wash thoroughly after handling. Recycle if possible and dispose of the article by following all applicable governmental regulations relevant to your geographic location.
Halogen Content	Low Halogen - Br, Cl, F, I < 900 ppm per homogenous material. Also BFR/CFR/PVC Free
Solder Process Capability	Wave solder capable to 265°C

Product Compliance Disclaimer

This information is provided based on reasonable inquiry of our suppliers and represents our current actual knowledge based on the information they provided. This information is subject to change. The part numbers that TE has identified as EU RoHS compliant have a maximum concentration of 0.1% by weight in homogenous materials for lead, hexavalent chromium, mercury, PBB, PBDE, DBP, BBP, DEHP, DIBP, and 0.01% for cadmium, or qualify for an exemption to these limits as defined in the Annexes of Directive 2011/65/EU (RoHS2). Finished electrical and electronic equipment products will be CE marked as required by Directive 2011/65/EU. Components may not be CE marked. Additionally, the part numbers that TE has identified as EU ELV compliant have a maximum concentration of 0.1% by weight in homogenous materials for lead, hexavalent chromium, and mercury, and 0.01% for cadmium, or qualify for an exemption to these limits as defined in the Annexes of Directive 2000/53/EC (ELV). Regarding the REACH Regulation, the information TE provides on SVHC in articles for this part number is based on the latest European Chemicals Agency (ECHA) ‘Guidance on requirements for substances in articles’ posted at this URL: <https://echa.europa.eu/guidance-documents/guidance-on-reach>

Customers Also Bought



TE Part #5747299-2
15 RCPT SP/FMS STD




TE Part #CAT-D485-CH8172
DEUTSCH DTM Housings




TE Part #1546551-2
2P,STRAIGHT,SIDE ENTRY,3.5MM



TE Part #1546551-4
4P,STRAIGHT,SIDE ENTRY,3.5MM



TE Part #2314876-6
6P,2MM,B-B,REC,SRVT,2.7,0.1AU,TB



TE Part #2314876-8
8P,2MM,B-B,REC,SRVT,2.7,0.1AU,TB



TE Part #CAT-SU763-H342
SUPERSEAL Connector Headers: 1.0 mm



TE Part #1-2176421-3
TLRP 2512 2.0W R004 1% 25PPM 4K RL

Documents

Product Drawings

5P,STRAIGHT,SIDE ENTRY,3.5MM

English

CAD Files

3D PDF

3D

Customer View Model

ENG_CVM_CVM_1546551-5_B.2d_dxf.zip

English

Customer View Model

ENG_CVM_CVM_1546551-5_B.3d_igs.zip

English

Customer View Model

ENG_CVM_CVM_1546551-5_B.3d_stp.zip

English

By downloading the CAD file I accept and agree to the Terms and Conditions of use.

Datasheets & Catalog Pages

1-1773458-1_EURO_STYLE_TERMINAL_BLOCKS_QRG

English

Product Specifications

Application Specification

English

Agency Approvals

UL

English