


AMP-LATCH

TE Internal #: 3-1761609-3
Wire-to-Board, 40 Position, 2.54 mm [.1 in] Centerline, Right Angle,
Through Hole - Solder, 2 Row, Plug, Low Profile, Ribbon Cable
Connectors

[View on TE.com >](#)



Connectors > PCB Connectors > Wire-to-Board Connectors > FFC, FPC & Ribbon Connectors > Ribbon Cable Connectors



Connector System: **Wire-to-Board**
Number of Positions: **40**
Centerline (Pitch): **2.54 mm [.1 in]**
PCB Mount Retention: **Without**
PCB Mount Orientation: **Right Angle**

Features

Electrical Characteristics

Operating Voltage	250 VAC
Insulation Resistance	5000 MΩ

Industry Standards

UL Flammability Rating	UL 94V-0
------------------------	----------

Packaging Features

Packaging Quantity	9
Packaging Method	Tube

Usage Conditions

Housing Temperature Rating	High
Operating Temperature Range	-65 – 105 °C[-85 – 221 °F]

Contact Features

Contact Underplating Material	Nickel
Mating Pin Diameter	.64 mm[.025 in]
Contact Mating Area Plating Material Thickness	.762 μm[30 μin]
Contact Shape & Form	Square
PCB Contact Termination Area Plating Material Thickness	2.54 μm[100 μin]
Contact Mating Area Plating Material	Gold Flash
Contact Base Material	Phosphor Bronze



PCB Contact Termination Area Plating Material	Tin
Contact Type	Pin
Contact Current Rating (Max)	1 A

Body Features

Primary Product Color	Blue
Connector Profile	Low

Dimensions

Shrouded End Dimension	3.76 mm[.148 in]
Connector Height	9.19 mm[.36 in]
Connector Length	58.42 mm[2.3 in]
Row-to-Row Spacing	2.54 mm[.1 in]

Termination Features

Termination Post & Tail Diameter	.64 mm[.025 in]
Termination Post & Tail Length	2.6 mm[.102 in]
Termination Method to PCB	Through Hole - Solder

Mechanical Attachment

Panel Mount Feature	Without
Mating Alignment	With
PCB Mount Alignment	Without
PCB Mount Retention	Without
Mating Alignment Type	Center
Mating Retention	With
Mating Retention Type	Ejection Latch
Connector Mounting Type	Board Mount

Housing Features

Mating Entry Location	Top
Housing Material	PBT
Centerline (Pitch)	2.54 mm[.1 in]

Product Type Features

Connector Product Type	Connector Assembly
Ribbon Cable Connector Header Type	Pin Header
Connector System	Wire-to-Board



Connector & Housing Type	Plug
Connector & Contact Terminates To	Printed Circuit Board

Configuration Features

Number of Positions	40
PCB Mount Orientation	Right Angle
Number of Rows	2

Operation/Application

Circuit Application	Signal
---------------------	--------

Other

EU RoHS Compliance	Compliant
EU ELV Compliance	Compliant

Product Compliance

For compliance documentation, visit the product page on TE.com>


EU RoHS Directive 2011/65/EU	Compliant
EU ELV Directive 2000/53/EC	Compliant
China RoHS 2 Directive MIIT Order No 32, 2016	No Restricted Materials Above Threshold
EU REACH Regulation (EC) No. 1907/2006	Current ECHA Candidate List: JUNE 2024 (241) Candidate List Declared Against: JUNE 2024 (241) Does not contain REACH SVHC
Halogen Content	Not Low Halogen - contains Br or Cl > 900 ppm.
Solder Process Capability	Wave solder capable to 265°C

Product Compliance Disclaimer


This information is provided based on reasonable inquiry of our suppliers and represents our current actual knowledge based on the information they provided. This information is subject to change. The part numbers that TE has identified as EU RoHS compliant have a maximum concentration of 0.1% by weight in homogenous materials for lead, hexavalent chromium, mercury, PBB, PBDE, DBP, BBP, DEHP, DIBP, and 0.01% for cadmium, or qualify for an exemption to these limits as defined in the Annexes of Directive 2011/65/EU (RoHS2). Finished electrical and electronic equipment products will be CE marked as required by Directive 2011/65/EU. Components may not be CE marked. Additionally, the part numbers that TE has identified as EU ELV compliant have a maximum concentration of 0.1% by weight in homogenous materials for lead, hexavalent chromium, and mercury, and 0.01% for cadmium, or qualify for an exemption to these limits as defined in the Annexes of Directive 2000/53/EC (ELV). Regarding the REACH Regulation, the information TE provides on SVHC in articles for this part number is based on the latest European Chemicals Agency (ECHA) 'Guidance on requirements for substances in articles' posted at this URL: <https://echa.europa.eu/guidance-documents/guidance-on-reach>




Compatible Parts




TE Part # 1-1658527-2
622-4030LF FEM SOCKET,LEAD FREE




TE Part # 1658620-9
40 NOVO MIL 15DP, LEAD FREE




TE Part # 1658623-9
40 NOVO MIL 30DP, LEAD FREE



TE Part # 1658622-9
40 NOVO MIL/CTR 30DP,LEAD FREE



TE Part # 2-1658526-0
609-4030LF FEM SOCKET,LEAD FREE



TE Part # 1658621-9
40 NOVO MIL/CTR 15DP,LEAD FREE

Customers Also Bought



TE Part #3-1614354-5
RN 0603 634R 0.1% 10PPM CUT LENGTH



TE Part #6-1879138-2
RN 0603 6K98 0.1% 10PPM 5K RL



TE Part #3-829264-2
2X32P HV100 REC CON.B/TE, 6.2,NO KINK



TE Part #1-1971838-5
15P,RAST 2.5 Tab Header,Ex- Locking, THV



TE Part #964056-2
MOD2 STIFT F0,9MM



TE Part #5-1879517-6
CRGH1206 1% 499K 0.5W



TE Part #CAT-AX41-C8422B
Cradle N Signal Relay V23162

Documents

Product Drawings
IDC LOW PRO HDR 40P RA SHT LAT
English

CAD Files
3D PDF
3D



Customer View Model

[ENG_CVM_CVM_3-1761609-3_C.2d_dxf.zip](#)

English

Customer View Model

[ENG_CVM_CVM_3-1761609-3_C.3d_igs.zip](#)

English

Customer View Model

[ENG_CVM_CVM_3-1761609-3_C.3d_stp.zip](#)

English

By downloading the CAD file I accept and agree to the [Terms and Conditions](#) of use.

Product Specifications

[Product Specification](#)

English