




Connectors > PCB Connectors > Board-to-Board Connectors > PC/104 Connectors



Number of Positions: **104**
Centerline (Pitch): **2.54 mm [.1 in]**
Number of Loaded Positions: **104**
Contact Current Rating (Max): **3 A**
EU RoHS Compliance: **Not Compliant**

Features

Industry Standards

UL Flammability Rating	UL 94V-0
------------------------	----------

Termination Features

Termination Method to PCB	Through Hole - Press-Fit
Termination Post & Tail Length	3.03 mm[.119 in]

Usage Conditions

Operating Temperature Range	-55 – 105 °C[-67 – 221 °F]
-----------------------------	----------------------------

Electrical Characteristics

Insulation Resistance	1000 MΩ
Dielectric Withstanding Voltage (Max)	500 VAC

Body Features

Primary Product Color	Black
-----------------------	-------

Mechanical Attachment

Connector Mounting Type	Board Mount
PCB Mount Retention Type	Action/Compliant Tail

Operation/Application

Assembly Process Feature	Board Standoff
Circuit Application	Signal

Product Type Features

--	--



Connector & Contact Terminates To	Printed Circuit Board
Connector System	Board-to-Board

Contact Features

Contact Mating Area Plating Material	Gold
Contact Base Material	Phosphor Bronze
Contact Current Rating (Max)	3 A

Housing Features

Housing Material	Nylon - GF
Centerline (Pitch)	2.54 mm[.1 in]

Configuration Features

Stacking Configuration	Non-Stack Through
Number of Standoffs	2
Number of Positions	104
Number of Loaded Positions	104

Other

EU RoHS Compliance	Not Compliant
EU ELV Compliance	Not Compliant

Product Compliance

For compliance documentation, visit the product page on TE.com>

EU RoHS Directive 2011/65/EU	Not Compliant
EU ELV Directive 2000/53/EC	Not Compliant
China RoHS 2 Directive MIIT Order No 32, 2016	Restricted Materials Above Threshold
EU REACH Regulation (EC) No. 1907/2006	Current ECHA Candidate List: JUNE 2024 (241) Candidate List Declared Against: JUNE 2024 (241) Does not contain REACH SVHC
Halogen Content	Not Low Halogen - contains Br or Cl > 900 ppm.
Solder Process Capability	Not applicable for solder process capability


Product Compliance Disclaimer

This information is provided based on reasonable inquiry of our suppliers and represents our current actual knowledge based on the information they provided. This information is subject to change. The part numbers that TE has identified as EU RoHS compliant have a maximum concentration of 0.1% by weight in homogenous materials for lead, hexavalent




chromium, mercury, PBB, PBDE, DBP, BBP, DEHP, DIBP, and 0.01% for cadmium, or qualify for an exemption to these limits as defined in the Annexes of Directive 2011/65/EU (RoHS2). Finished electrical and electronic equipment products will be CE marked as required by Directive 2011/65/EU. Components may not be CE marked. Additionally, the part numbers that TE has identified as EU ELV compliant have a maximum concentration of 0.1% by weight in homogenous materials for lead, hexavalent chromium, and mercury, and 0.01% for cadmium, or qualify for an exemption to these limits as defined in the Annexes of Directive 2000/53/EC (ELV). Regarding the REACH Regulation, the information TE provides on SVHC in articles for this part number is based on the latest European Chemicals Agency (ECHA) 'Guidance on requirements for substances in articles' posted at this URL: <https://echa.europa.eu/guidance-documents/guidance-on-reach>

Compatible Parts



TE Part # 1375794-4
[PC104 ASY 2S/0 UNKEYED LF](#)



TE Part # 1375794-3
[ASSY, 64/40 POS PC104 LF](#)

Customers Also Bought



TE Part #38941-20L
[CONT PIN](#)



TE Part #3-2213764-5
[AV19 SPL 3A FIX RING LED GREEN 24V](#)

Documents

Product Drawings

[PC104 ASY 2S/0 UNKEYED](#)

English

CAD Files

Customer View Model

[ENG_CVM_1375794-2_E.3d_igs.zip](#)

English

Customer View Model

[ENG_CVM_1375794-2_E.3d_stp.zip](#)

English

Customer View Model

[ENG_CVM_1375794-2_E.2d_dxf.zip](#)

English

[3D PDF](#)

English



By downloading the CAD file I accept and agree to the [Terms and Conditions](#) of use.

Datasheets & Catalog Pages

AMPMODU_INTERCONNECTION_SYSTEM_SECTION1AND2

English

Product Specifications

Application Specification

English

Agency Approvals

UL Report

English