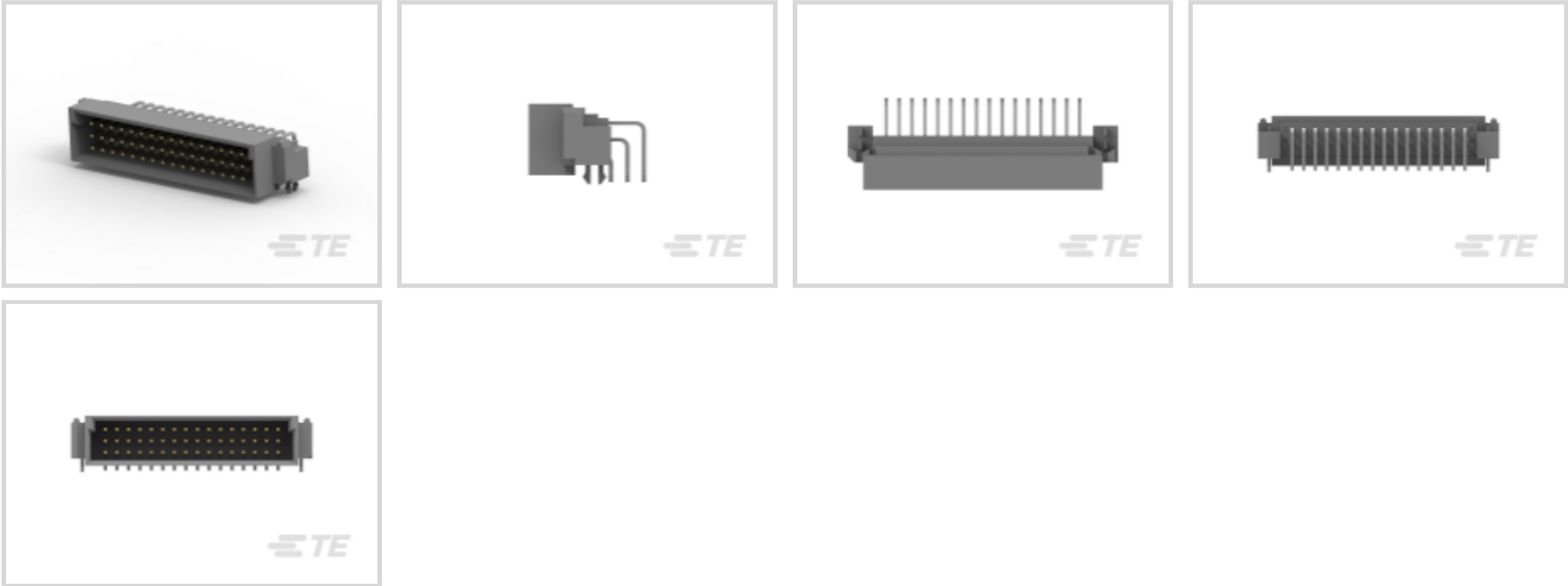




TE Internal #: 1-5148020-5  
Plug, Board-to-Board, 48 Position, 2.54 mm [.1 in] Centerline,  
Printed Circuit Board, 3 Row, Right Angle, 16 Column, Eurocard  
Connectors  
[View on TE.com >](#)

Connectors > PCB Connectors > Backplane Connectors > Eurocard Connectors



Connector & Housing Type: **Plug**  
Connector System: **Board-to-Board**  
Termination Post & Tail Length: **2.64 mm [ .104 in ]**  
Number of Positions: **48**  
Centerline (Pitch): **2.54 mm [ .1 in ]**

Features

Mechanical Attachment

Connector Mounting Type	Board Mount
-------------------------	-------------

Product Type Features

Connector & Housing Type	Plug
Connector System	Board-to-Board
Connector & Contact Terminates To	Printed Circuit Board
DIN Size	Half
DIN Level	II

Configuration Features

Number of Positions	48
Number of Rows	3
PCB Mount Orientation	Right Angle
Number of Columns	16
Rows Loaded	A, C
Number of Signal Positions	48



Termination Features

Termination Post & Tail Length	2.64 mm[.104 in]
--------------------------------	------------------

Housing Features

Centerline (Pitch)	2.54 mm[.1 in]
--------------------	----------------

Dimensions

Row-to-Row Spacing	2.54 mm[.1 in]
--------------------	----------------

Usage Conditions

Operating Temperature Range	-55 – 105 °C[-67 – 221 °F]
-----------------------------	----------------------------

Operation/Application

Circuit Application	Signal
---------------------	--------

Other

EU RoHS Compliance	Compliant
EU ELV Compliance	Compliant

Product Compliance

For compliance documentation, visit the product page on TE.com>

EU RoHS Directive 2011/65/EU	Compliant
EU ELV Directive 2000/53/EC	Compliant
China RoHS 2 Directive MIIT Order No 32, 2016	No Restricted Materials Above Threshold
EU REACH Regulation (EC) No. 1907/2006	Current ECHA Candidate List: JUNE 2024 (241) Candidate List Declared Against: JUNE 2024 (241) Does not contain REACH SVHC
Halogen Content	Low Halogen - Br, Cl, F, I < 900 ppm per homogenous material. Also BFR/CFR/PVC Free
Solder Process Capability	Not reviewed for solder process capability

Product Compliance Disclaimer

This information is provided based on reasonable inquiry of our suppliers and represents our current actual knowledge based on the information they provided. This information is subject to change. The part numbers that TE has identified as EU RoHS compliant have a maximum concentration of 0.1% by weight in homogenous materials for lead, hexavalent chromium, mercury, PBB, PBDE, DBP, BBP, DEHP, DIBP, and 0.01% for cadmium, or qualify for an exemption to these limits as defined in the Annexes of Directive 2011/65/EU (RoHS2). Finished electrical and electronic equipment products will be CE marked as required by Directive 2011/65/EU. Components may not be CE marked. Additionally, the part numbers that TE has identified as EU ELV compliant have a maximum concentration of 0.1% by weight in homogenous materials for lead, hexavalent chromium, and mercury, and 0.01% for cadmium, or qualify for an exemption to these limits as defined in the Annexes of Directive 2000/53/EC (ELV). Regarding the REACH Regulation, the information TE provides











on SVHC in articles for this part number is based on the latest European Chemicals Agency (ECHA) ‘Guidance on requirements for substances in articles’ posted at this URL: <https://echa.europa.eu/guidance-documents/guidance-on-reach>

Compatible Parts

 <p>TE Part # 5650478-5 ASSY,PIN,EUROCARD,TYPE C/2,LEA</p>	 <p>TE Part # 5650948-5 ASSY,PIN,EUROCARD,TYPE C/2,LEA</p>	 <p>TE Part # 5148020-5 ASSY,PIN,EURO,"C/2",L-FREE,48</p>	 <p>TE Part # 650478-5 048 EURO TYPE C PIN ST ASSY</p>
 <p>TE Part # 5535070-5 ASSY,RECEPTACLE,EUROCARD,TYPE</p>	 <p>TE Part # 5650916-5 ASSY,PIN,EUROCARD,TYPE C/2,LEA</p>	 <p>TE Part # 5536397-5 ASSY,RECEPT,EURO,TYPE C/2,LEAD</p>	 <p>TE Part # 5650479-5 ASSY,PIN,EUROCARD,TYPE R/2,LEAD-FREE,48</p>

Customers Also Bought

 <p>TE Part #5102322-1 A/L UNIV HDR 10P RA LG LAT</p>	 <p>TE Part #543382-5 INSERT/EXTRACT TIP 25-KIT</p>	 <p>TE Part #3-350944-0 04P UMNLI HDR ASSY R/A 94VO</p>	 <p>TE Part #1-770008-0 UMNLII SOK SN/AU/PHBZ LF</p>
 <p>TE Part #2176315-1 MELF SMA_A 100R 0.1% 15PPM 0204 0.4W</p>	 <p>TE Part #63606-2 187 FASTON REC 18-14 AWG TPBZ</p>	 <p>TE Part #770016-1 05P UMNLI IN-LNE PLUG HSG KIT</p>	 <p>TE Part #556136-1 CONT,AMPINNRY WTW,STRIP,10-12</p>



Documents

Product Drawings

ASSY,PIN,EURO,"C/2",L-FREE,48

English

CAD Files

3D PDF

3D

Customer View Model

ENG\_CVM\_CVM\_1-5148020-5\_A.2d\_dxf.zip

English

Customer View Model

ENG\_CVM\_CVM\_1-5148020-5\_A.3d\_igs.zip

English

Customer View Model

ENG\_CVM\_CVM\_1-5148020-5\_A.3d\_stp.zip

English

By downloading the CAD file I accept and agree to the [Terms and Conditions](#) of use.

Product Specifications

Application Specification

English