

OEG Miniature Relay PCF


TE Internal #: 1888653-3

RJ45 Connector, Multiple Ports, 2 x 1, Jack, Shielded, Cat 5e,
Standard - Latch Down, 8 Position, OEG Miniature Relay PCF

[View on TE.com >](#)



Connectors > Modular Jacks & Plugs > RJ45 Connectors



Modular Jack & Plug Interface Type: **RJ45**
Port Configuration: **Multiple Ports**
Port Matrix Configuration: **2 x 1**
Modular Jacks & Plugs Products: **RJ Type Jacks & Plugs**
Connector Contact Density: **Standard**

Features

Packaging Features

Packaging Quantity	45
Packaging Method	Tray

Dimensions

PCB Thickness (Recommended)	1.57 mm[.062 in]
Connector Height	3.27 mm[.129 in]

Mechanical Attachment

Panel Mount Feature	Without
Connector Mounting Type	Panel Mount, Board Mount

Contact Features

Contact Underplating Material	Nickel
PCB Contact Termination Area Plating Material	Tin
Contact Current Rating (Max)	1.5 A
Contact Mating Area Plating Material	Gold
Contact Base Material	Phosphor Bronze



Contact Mating Area Plating Material Thickness	1.27 µm[50 µin]
--	-----------------

Body Features

LED Color (Bottom Left)	Yellow
LED Color (Bottom Right)	Green
Grounding Tab Plating Material	Tin over Copper
Shield Plating Material	Tin over Nickel
Shield Material	Copper Alloy
LED Color (Top Right)	Green
LED Color (Top Left)	Yellow
Modular Jack Latch Orientation	Standard - Latch Down
Connector Profile	Offset - Overhangs PCB

Industry Standards

UL Flammability Rating	UL 94V-0
Performance Category	Cat 5e

Operation/Application

Indicator Type	LED
Shielded	Yes
Circuit Application	Signal

Configuration Features

Number of PCB Ground Tabs	4
Panel Ground Location	Top and Side
Number of Panel Ground Tabs	12
Multiple Port Configuration	Stacked
Port Configuration	Multiple Ports
Port Matrix Configuration	2 x 1
Connector Contact Density	Standard
Number of Positions	8
Number of Loaded Positions	8
PCB Mount Orientation	Right Angle

Product Type Features

Ground Feature Type	Grounding Clips
Connector Product Type	Connector Assembly



Modular Jack & Plug Interface Type	RJ45
Modular Jacks & Plugs Products	RJ Type Jacks & Plugs
Modular Connector Style	Jack
Grounding Options	PCB and Panel Ground
Connector & Contact Terminates To	Printed Circuit Board

Termination Features

Termination Method to PCB	Through Hole - Press-Fit
Termination Post & Tail Length	4.14 mm[.163 in]

Housing Features

Mating Entry Location	Side
Centerline (Pitch)	1.02 mm[.04 in]
Housing Color	Black
Housing Material	PBT Polyester

Usage Conditions

Operating Temperature Range	-40 – 85 °C[-40 – 185 °F]
-----------------------------	---------------------------

Other

EU RoHS Compliance	Compliant
EU ELV Compliance	Compliant

Product Compliance

[For compliance documentation, visit the product page on TE.com>](#)

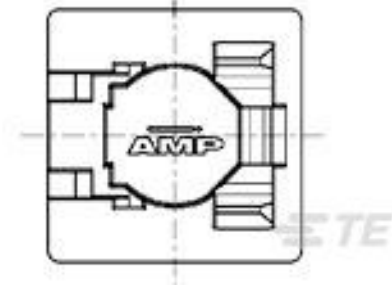
EU RoHS Directive 2011/65/EU	Compliant
EU ELV Directive 2000/53/EC	Compliant
China RoHS 2 Directive MIIT Order No 32, 2016	No Restricted Materials Above Threshold
EU REACH Regulation (EC) No. 1907/2006	Current ECHA Candidate List: JUNE 2024 (241) Candidate List Declared Against: JUNE 2024 (241) Does not contain REACH SVHC
Halogen Content	Not Low Halogen - contains Br or Cl > 900 ppm.
Solder Process Capability	Not applicable for solder process capability

Product Compliance Disclaimer




This information is provided based on reasonable inquiry of our suppliers and represents our current actual knowledge based on the information they provided. This information is subject to change. The part numbers that TE has identified as EU RoHS compliant have a maximum concentration of 0.1% by weight in homogenous materials for lead, hexavalent chromium, mercury, PBB, PBDE, DBP, BBP, DEHP, DIBP, and 0.01% for cadmium, or qualify for an exemption to these limits as defined in the Annexes of Directive 2011/65/EU (RoHS2). Finished electrical and electronic equipment products will be CE marked as required by Directive 2011/65/EU. Components may not be CE marked. Additionally, the part numbers that TE has identified as EU ELV compliant have a maximum concentration of 0.1% by weight in homogenous materials for lead, hexavalent chromium, and mercury, and 0.01% for cadmium, or qualify for an exemption to these limits as defined in the Annexes of Directive 2000/53/EC (ELV). Regarding the REACH Regulation, the information TE provides on SVHC in articles for this part number is based on the latest European Chemicals Agency (ECHA) 'Guidance on requirements for substances in articles' posted at this URL: <https://echa.europa.eu/guidance-documents/guidance-on-reach>

Compatible Parts




TE Part # 188729-1
8P.COVER/SOLD.STOP




TE Part # 1521003-2
CAT 5E CABLE ASSY, 8 POS RJ45

Also in the Series | OEG Miniature Relay PCF




Combo Jacks(1)



Connector Contacts(1)



IDC D-Sub Connectors(1)



Power Contacts(1)



RJ14 Connectors(1)



RJ25 Connectors(8)



RJ45 Connectors(68)

Customers Also Bought



TE Part #2176057-4
RLP73V 3A R013 1% 1K RL

TE Part #1888250-1
Low Profile, RJ45, 1x1, GRN/YEL

TE Part #2-2013311-1
EMB OSS TAPE DDR3 204P 9.2H RVS

TE Part #2176328-4
CRGP 1206 18R 1%

TE Part #9-2176307-4
RP 1E 0.1W 115K 0.1% 25PPM 5K RL

TE Part #7-2176304-0
RP 1E 0.1W 52R3 0.1% 25PPM 5K RL

TE Part #5-6450860-0
MBXLE VERT RCPT
3HDP+1LP+24S+1LP+3HDP

TE Part #2204145-3
MBXLE R/A RCPT 3ACP + 8P + 26S

TE Part #2358475-1
MBHD R/A REC. 15S+3P+3P+15S FOR
30u'

TE Part #6450530-5
MBXL R/A HDR 2P+24S+2P

Documents

CAD Files

3D PDF

3D

Customer View Model

ENG_CVM_CVM_1888653-3_C.2d_dxf.zip

English

Customer View Model

ENG_CVM_CVM_1888653-3_C.3d_igs.zip

English

Customer View Model

ENG_CVM_CVM_1888653-3_C.3d_stp.zip

English

By downloading the CAD file I accept and agree to the [Terms and Conditions](#) of use.

Datasheets & Catalog Pages

Solutions for AdvancedTCA, AdvancedTCA 300, MicroTCA, and AdvancedMC Standards Datasheet 3-1773445-8

English

Product Specifications



Application Specification

English

Agency Approvals

UL Report

English