




Connectors > Terminal Blocks & Strips > Barrier Strips



Number of Positions: 3

Barrier Strip Style: **Tri-Barrier**

Bottom Termination Type: **Printed Circuit Pin**

Connector System: **Wire-to-Board**

Centerline (Pitch): 11.1 mm [.44 in]

Features

Industry Standards

UL Flammability Rating	UL 94V-0
------------------------	----------

Packaging Features

Packaging Quantity	192
--------------------	-----

Operation/Application

Circuit Application	Power
---------------------	-------

Mechanical Attachment

Top Termination Type	Wire Clamp Combo Head
Mounting Options	None
Screw Plating Material	Zinc
Screw Material	Steel
Thread Size	8-32
Screw Head Type	Wire Clamp Combo Head
Connector Mounting Type	Board Mount



Contact Features

Contact Base Material	Copper Alloy
PCB Contact Termination Area Plating Material	Tin
Contact Current Rating (Max)	30 A

Dimensions

Product Length	35.18 mm[1.385 in]
Wire Size	18 – 10 AWG, 22 – 10 AWG

Housing Features

Housing Material	Thermoplastic
Centerline (Pitch)	11.1 mm[.44 in]

Product Type Features

Block Style	Flat Bottom with standoffs
Connector System	Wire-to-Board
Connector & Contact Terminates To	Printed Circuit Board

Body Features

Primary Product Color	Black
Product Orientation	Vertical
Barrier Strip Style	Tri-Barrier

Configuration Features

Number of Levels	1
Number of Positions	3
Number of Rows	1

Termination Features

Bottom Termination Type	Printed Circuit Pin
-------------------------	---------------------

Electrical Characteristics

Operating Voltage	600 V
-------------------	-------

Usage Conditions

Operating Temperature Range	-40 – 120 °C[-40 – 248 °F]
-----------------------------	----------------------------

Other

EU RoHS Compliance	Compliant
EU ELV Compliance	Compliant



Product Compliance

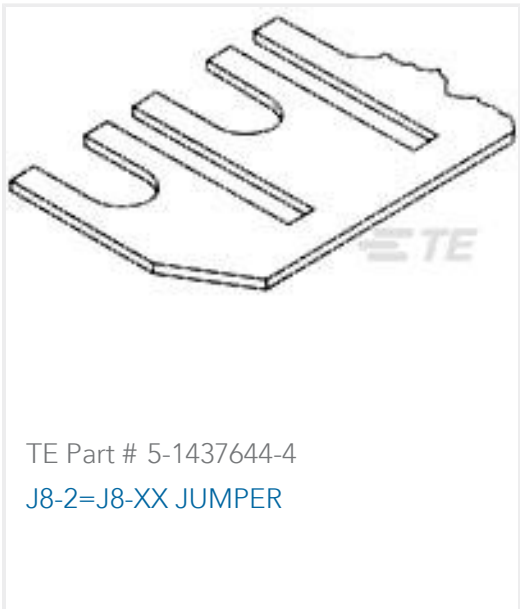
For compliance documentation, visit the product page on TE.com>

EU RoHS Directive 2011/65/EU	Compliant
EU ELV Directive 2000/53/EC	Compliant
China RoHS 2 Directive MIIT Order No 32, 2016	No Restricted Materials Above Threshold
EU REACH Regulation (EC) No. 1907/2006	Current ECHA Candidate List: JUNE 2024 (241) Candidate List Declared Against: JUNE 2024 (241) Does not contain REACH SVHC
Halogen Content	Not Low Halogen - contains Br or Cl > 900 ppm.
Solder Process Capability	Wave solder capable to 265°C

Product Compliance Disclaimer

This information is provided based on reasonable inquiry of our suppliers and represents our current actual knowledge based on the information they provided. This information is subject to change. The part numbers that TE has identified as EU RoHS compliant have a maximum concentration of 0.1% by weight in homogenous materials for lead, hexavalent chromium, mercury, PBB, PBDE, DBP, BBP, DEHP, DIBP, and 0.01% for cadmium, or qualify for an exemption to these limits as defined in the Annexes of Directive 2011/65/EU (RoHS2). Finished electrical and electronic equipment products will be CE marked as required by Directive 2011/65/EU. Components may not be CE marked. Additionally, the part numbers that TE has identified as EU ELV compliant have a maximum concentration of 0.1% by weight in homogenous materials for lead, hexavalent chromium, and mercury, and 0.01% for cadmium, or qualify for an exemption to these limits as defined in the Annexes of Directive 2000/53/EC (ELV). Regarding the REACH Regulation, the information TE provides on SVHC in articles for this part number is based on the latest European Chemicals Agency (ECHA) ‘Guidance on requirements for substances in articles’ posted at this URL: <https://echa.europa.eu/guidance-documents/guidance-on-reach>

Compatible Parts



Customers Also Bought

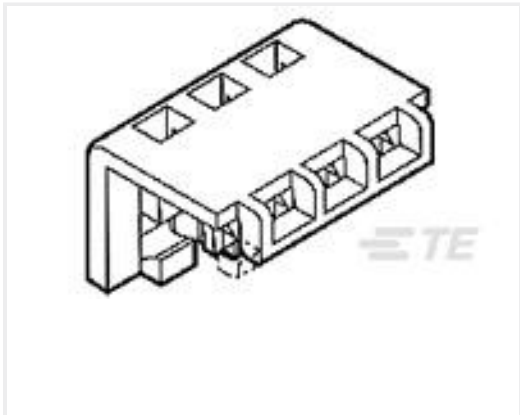




TE Part #3-770522-1
SL156 HOODED CONTACT, LP LF



TE Part #9-2176231-8
3522 110K 1% 3W



TE Part #643067-2
02P MTA156 MOLDED COVER



TE Part #3-582118-4
TEST PROBE REC130 BI YEW GPBR




TE Part #292228-8
1.5 MINI CT SGL H SMT W/O BOSS



TE Part #3-582118-2
TEST PROBE REC130 BI RED GPBR



TE Part #9-1393127-4
PRD-3DY0-110=PRD



TE Part #5-1879665-3
H8 43K2 0.1% 15PPM

Documents

Product Drawings

8PCV-03-662=8PCV ASSY

English

CAD Files

Customer View Model

ENG_CVM_CVM_1546728-3_R1.3d_stp.zip

English

Customer View Model

ENG_CVM_CVM_1546728-3_R1.2d_dxf.zip

English

3D PDF

3D

Customer View Model

ENG_CVM_CVM_1546728-3_R1.3d_igs.zip

English

By downloading the CAD file I accept and agree to the [Terms and Conditions](#) of use.

Datasheets & Catalog Pages

BUCHANAN TERMINAL BLOCKS CATALOG - BARRIER STRIPS

English

Agency Approvals

UL

English