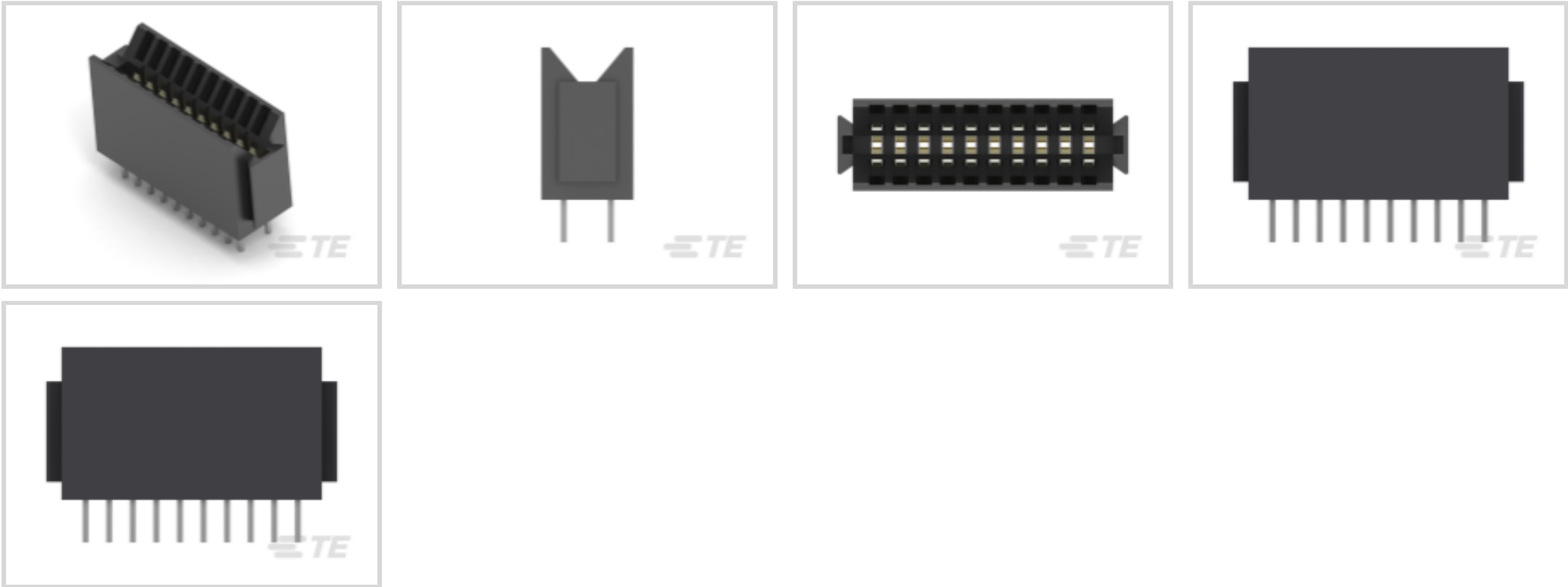




Connectors > PCB Connectors > Card Edge Connectors > Standard Edge Connectors



Connector System: **Board-to-Board**
Number of Positions: **20**
Centerline (Pitch): **2.54 mm [.1 in]**
Number of Dual Positions: **10**
Number of Rows: **2**

Features

Industry Standards

UL Flammability Rating	UL 94V-0
------------------------	----------

Termination Features

Termination Method to PCB	Through Hole - Press-Fit
Termination Post & Tail Length	4.57 mm[.18 in]

Packaging Features

Packaging Method	Tray
Packaging Quantity	80

Mechanical Attachment

Mating Retention	Without
PCB Mount Retention Type	Action/Compliant Tail
Mating Alignment Type	High Scoop
Mating Alignment	Without
PCB Mount Retention	With
PCB Mount Alignment	Without



Connector Mounting Type	Board Mount
-------------------------	-------------

Contact Features

Contact Underplating Material	Nickel
Contact Mating Area Plating Material	Gold
Contact Retention Within Housing	Without
Contact Base Material	Phosphor Bronze
PCB Contact Termination Area Plating Material	Tin
PCB Contact Termination Area Plating Material Finish	Matte
Contact Type	Socket
Contact Mating Area Plating Material Thickness	.76 µm
Contact Current Rating (Max)	3 A

Dimensions

Connector Height	16.38 mm[.64 in]
Row-to-Row Spacing	5.08 mm[.2 in]

Housing Features

Housing Entry Configuration	Both Ends Closed
Centerline (Pitch)	2.54 mm[.1 in]
Housing Material	Polyester - GF

Product Type Features

Connector System	Board-to-Board
Connector & Housing Type	Receptacle
Connector & Contact Terminates To	Printed Circuit Board

Configuration Features

Number of Positions	20
Number of Dual Positions	10
Number of Rows	2
Connector Contact Load Condition	Fully Loaded
PCB Mount Orientation	Vertical

Body Features

Primary Product Color	Black
-----------------------	-------

Usage Conditions

Operating Temperature Range	-65 – 85 °C[-85 – 185 °F]
-----------------------------	---------------------------



Operation/Application

Circuit Application	Signal
---------------------	--------

Other

EU RoHS Compliance	Compliant
EU ELV Compliance	Compliant

Product Compliance

For compliance documentation, visit the product page on TE.com>

EU RoHS Directive 2011/65/EU	Compliant
EU ELV Directive 2000/53/EC	Compliant
China RoHS 2 Directive MIIT Order No 32, 2016	No Restricted Materials Above Threshold
EU REACH Regulation (EC) No. 1907/2006	Current ECHA Candidate List: JUNE 2024 (241) Candidate List Declared Against: JUNE 2024 (241) Does not contain REACH SVHC
Halogen Content	Not Low Halogen - contains Br or Cl > 900 ppm.
Solder Process Capability	Not applicable for solder process capability

Product Compliance Disclaimer

This information is provided based on reasonable inquiry of our suppliers and represents our current actual knowledge based on the information they provided. This information is subject to change. The part numbers that TE has identified as EU RoHS compliant have a maximum concentration of 0.1% by weight in homogenous materials for lead, hexavalent chromium, mercury, PBB, PBDE, DBP, BBP, DEHP, DIBP, and 0.01% for cadmium, or qualify for an exemption to these limits as defined in the Annexes of Directive 2011/65/EU (RoHS2). Finished electrical and electronic equipment products will be CE marked as required by Directive 2011/65/EU. Components may not be CE marked. Additionally, the part numbers that TE has identified as EU ELV compliant have a maximum concentration of 0.1% by weight in homogenous materials for lead, hexavalent chromium, and mercury, and 0.01% for cadmium, or qualify for an exemption to these limits as defined in the Annexes of Directive 2000/53/EC (ELV). Regarding the REACH Regulation, the information TE provides on SVHC in articles for this part number is based on the latest European Chemicals Agency (ECHA) 'Guidance on requirements for substances in articles' posted at this URL: <https://echa.europa.eu/guidance-documents/guidance-on-reach>


Compatible Parts





TE Part # 5-2337939-8
PCIE GEN4 CON,SMT,164POS,30u",
MYLAR,HT


Also in the Series | AMP ECONOMATE




Connector Contacts(6)




Connector Hardware(2)



Insertion & Extraction Tools(1)



Power Contacts(2)



Standard Edge Connectors(4)

Customers Also Bought



TE Part #3-647167-5
05P MTA100 HDR ASSY SM 15AU LF



TE Part #354940-1
PRO-CRIMPER III FRAME W/O DIES



TE Part #3-641208-2
02P MTA156 HDR ASSY FL ST LF



TE Part #1-1827875-5
DYNAMIC 1200D HDR ASSY V 10PX
BLACK GOLD



TE Part #9-1437514-4
322-HCS5P3-300LF=REELED LF HOL



TE Part #5-104363-4
05 MTE HDR SRST LATCH .100CL



TE Part #2170890-1
SLIM UHD, VERTICAL MALE



TE Part #2274610-1
HM-ZD 2PR HDR 24P 2.5MM



Documents

Product Drawings

AMP PACE CONN 10POS 100X200C/L

English

CAD Files

3D PDF

3D

Customer View Model

ENG_CVM_CVM_5-650297-1_D.2d_dxf.zip

English

Customer View Model

ENG_CVM_CVM_5-650297-1_D.3d_igs.zip

English

Customer View Model

ENG_CVM_CVM_5-650297-1_D.3d_stp.zip

English

By downloading the CAD file I accept and agree to the [Terms and Conditions](#) of use.

Product Specifications

Application Specification

English