



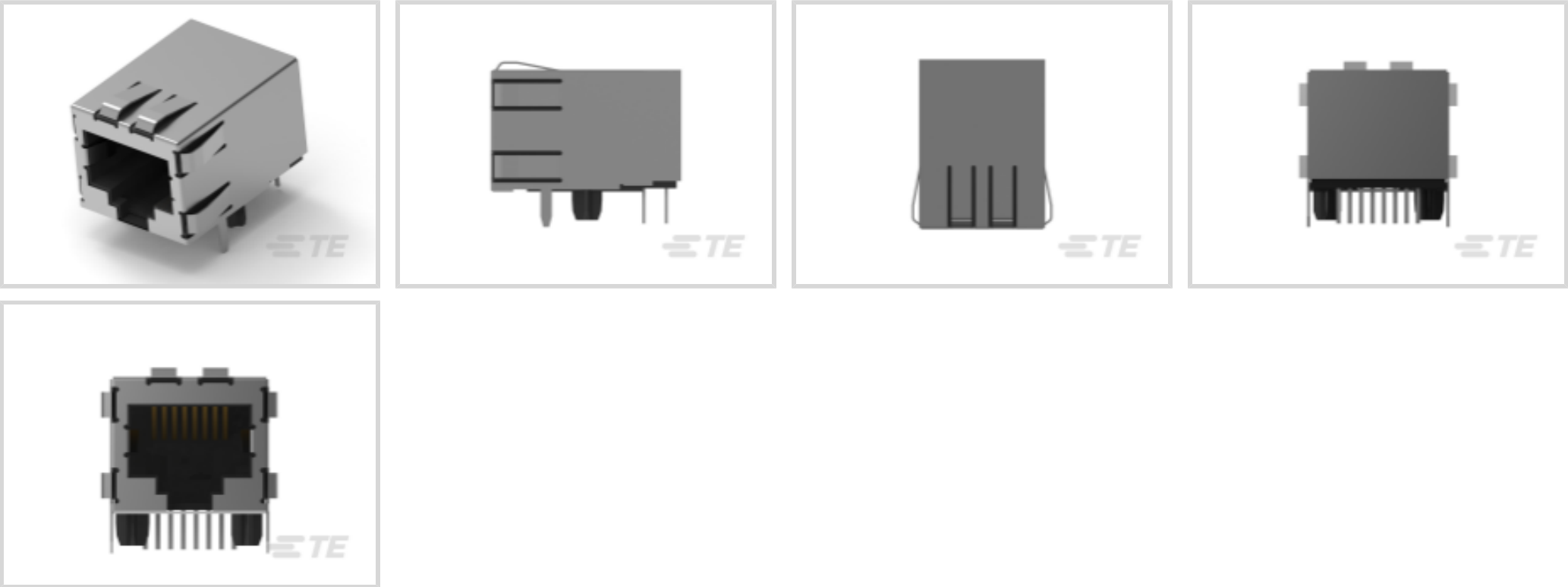
TE Internal #: 5406217-1

RJ45 Connector, Single Port, 1 x 1, Jack, Shielded, Cat 5e, Standard

- Latch Down, 8 Position, Standard Profile, Through Hole - Solder, Right Angle

[View on TE.com >](#)

Connectors > Modular Jacks & Plugs > RJ45 Connectors



Modular Jack & Plug Interface Type: **RJ45**

Port Configuration: **Single Port**

Port Matrix Configuration: **1 x 1**

Modular Jacks & Plugs Products: **RJ Type Jacks & Plugs**

Connector Contact Density: **Standard**

Features

Packaging Features

Packaging Quantity	80
Packaging Method	Tray, Box & Tray

Dimensions

PCB Thickness (Recommended)	1.57 mm[.062 in]
Connector Height	13.72 mm[.54 in]

Mechanical Attachment

Panel Mount Feature	With
Connector Mounting Type	Panel Mount

Contact Features

Contact Underplating Material	Nickel
PCB Contact Termination Area Plating Material	Tin
Contact Current Rating (Max)	1.5 A, .2 A
Contact Mating Area Plating Material	Gold
Contact Base Material	Phosphor Bronze



Contact Mating Area Plating Material Thickness	1.27 µm[50 µin]
--	-----------------

Body Features

Shield Plating Material	Tin
Shield Material	Copper Alloy
PCB Ground Tab Location	4.57 mm[.18 in]
Modular Jack Latch Orientation	Standard - Latch Down
Connector Profile	Standard

Industry Standards

UL Flammability Rating	UL 94V-0
Performance Category	Cat 5e

Operation/Application

Indicator Type	No Indicator
Shielded	Yes
Circuit Application	Signal

Configuration Features

Number of PCB Ground Tabs	2
Panel Ground Location	Top, Top and Side
Port Configuration	Single Port
Port Matrix Configuration	1 x 1
Connector Contact Density	Standard
Number of Positions	8
Number of Loaded Positions	8
PCB Mount Orientation	Right Angle

Product Type Features

Connector Product Type	Connector Assembly
Modular Jack & Plug Interface Type	RJ45
Modular Jacks & Plugs Products	RJ Type Jacks & Plugs
Modular Connector Style	Jack
Grounding Options	PCB and Panel Ground
Connector & Contact Terminates To	Printed Circuit Board

Termination Features

Termination Method to PCB	Through Hole - Solder
---------------------------	-----------------------



Termination Post & Tail Length	3.56 mm[.14 in]
--------------------------------	-----------------

Housing Features

Mating Entry Location	Side
Centerline (Pitch)	1.02 mm[.04 in]
Housing Color	Black
Housing Material	High Temperature Nylon

Usage Conditions

Operating Temperature Range	-40 – 85 °C[-40 – 185 °F]
-----------------------------	---------------------------

Other

EU RoHS Compliance	Compliant
EU ELV Compliance	Compliant

Product Compliance

For compliance documentation, visit the product page on TE.com>

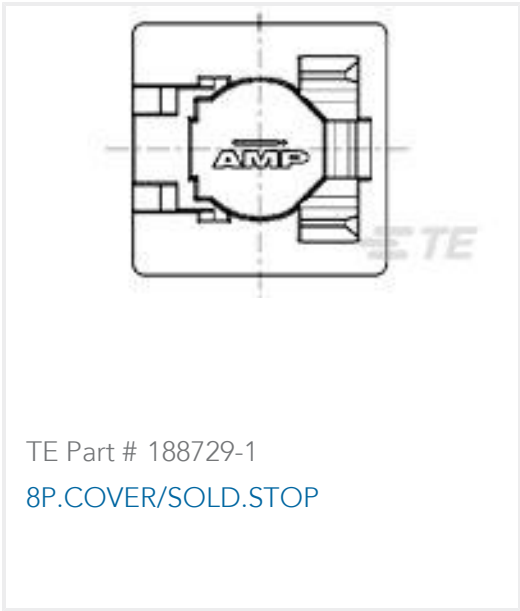
EU RoHS Directive 2011/65/EU	Compliant
EU ELV Directive 2000/53/EC	Compliant
China RoHS 2 Directive MIIT Order No 32, 2016	No Restricted Materials Above Threshold
EU REACH Regulation (EC) No. 1907/2006	Current ECHA Candidate List: JUNE 2024 (241) Candidate List Declared Against: JUNE 2024 (241) Does not contain REACH SVHC
Halogen Content	Not Low Halogen - contains Br or Cl > 900 ppm.
Solder Process Capability	Wave solder capable to 265°C

Product Compliance Disclaimer


This information is provided based on reasonable inquiry of our suppliers and represents our current actual knowledge based on the information they provided. This information is subject to change. The part numbers that TE has identified as EU RoHS compliant have a maximum concentration of 0.1% by weight in homogenous materials for lead, hexavalent chromium, mercury, PBB, PBDE, DBP, BBP, DEHP, DIBP, and 0.01% for cadmium, or qualify for an exemption to these limits as defined in the Annexes of Directive 2011/65/EU (RoHS2). Finished electrical and electronic equipment products will be CE marked as required by Directive 2011/65/EU. Components may not be CE marked. Additionally, the part numbers that TE has identified as EU ELV compliant have a maximum concentration of 0.1% by weight in homogenous materials for lead, hexavalent chromium, and mercury, and 0.01% for cadmium, or qualify for an exemption to these limits as defined in the Annexes of Directive 2000/53/EC (ELV). Regarding the REACH Regulation, the information TE provides on SVHC in articles for this part number is based on the latest European Chemicals Agency (ECHA) ‘Guidance on requirements for substances in articles’ posted at this URL: <https://echa.europa.eu/guidance-documents/guidance-on-reach>



Compatible Parts




TE Part # 188729-1  
8P.COVER/SOLD.STOP




TE Part # 1521003-2  
CAT 5E CABLE ASSY, 8 POS RJ45


Customers Also Bought




TE Part #1648206-1  
298-08-01100=SA CONN,SKT




TE Part #530721-1  
MINI BOX EXTERNAL KEY PASSIV




TE Part #1650283-1  
707-06-02109=CONTACT,PIN,#20




TE Part #1648382-1  
708-68-01109=CONTACT,SKT,#20




TE Part #1650106-1  
902-84-02113=SCREW,SHOULDER,#6-32



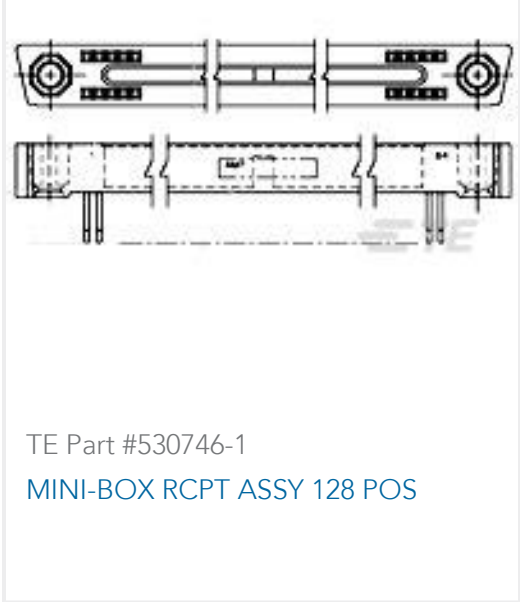
TE Part #ZPF000000000202709  
DMC-MR 30-23 SN




TE Part #1054869-1  
2084 0000 02



TE Part #530733-9  
MINI-BX ASSY PIN HDR 128 POS



TE Part #530746-1  
MINI-BOX RCPT ASSY 128 POS



TE Part #ZPF000000000203839  
DMC-MD 80 AM 01 A1188

Documents

Product Drawings  
MJ ASSY,SG PSH W/RV PNL G TAB

English

CAD Files  
3D PDF  
3D



Customer View Model

[ENG\\_CVM\\_CVM\\_5406217-1\\_D.2d\\_dxf.zip](#)

English

Customer View Model

[ENG\\_CVM\\_CVM\\_5406217-1\\_D.3d\\_igs.zip](#)

English

Customer View Model

[ENG\\_CVM\\_CVM\\_5406217-1\\_D.3d\\_stp.zip](#)

English

By downloading the CAD file I accept and agree to the [Terms and Conditions](#) of use.

Datasheets & Catalog Pages

[82066 - Modular Jacks and MRJ21 Product catalog - Single Port Modular Jacks section](#)

English

Product Specifications

[Application Specification](#)

English

[Application Specification](#)

English