



Connectors > Connector Accessories > Connector Backshells



Connector Backshell Product Style: **Shielded**

Connector Backshell Product Type: **Backshell**

Primary Product Material: **Zinc**

Body Orientation: **Straight**

Compatible With Connector Shell Size: **2**

Features

Industry Standards

UL Flammability Rating	UL 94V-0
------------------------	----------

Dimensions

Compatible Insulation Diameter Range	4 – 13 mm[.158 – .512 in]
--------------------------------------	---------------------------

Mechanical Attachment

Thread Size	4-40
-------------	------

Packaging Features

Packaging Method	Bag
Packaging Quantity	100

Body Features

Cable Exit Angle	180°
Primary Product Material	Zinc
Primary Product Plating Material	Nickel

Product Type Features

Connector Backshell Product Style	Shielded
-----------------------------------	----------



Connector Backshell Product Type	Backshell
Housing Features	
Body Orientation	Straight
Compatible With Connector Shape	D-Shaped
Operation/Application	
Compatible With Connector Shell Size	2
Configuration Features	
Number of Positions	15
Other	
EU RoHS Compliance	Compliant
EU ELV Compliance	Compliant

Product Compliance

For compliance documentation, visit the product page on TE.com>

EU RoHS Directive 2011/65/EU	Compliant
EU ELV Directive 2000/53/EC	Compliant
China RoHS 2 Directive MIIT Order No 32, 2016	No Restricted Materials Above Threshold
EU REACH Regulation (EC) No. 1907/2006	Current ECHA Candidate List: JUNE 2024 (241) Candidate List Declared Against: JUNE 2024 (241) Does not contain REACH SVHC
Halogen Content	Low Halogen - Br, Cl, F, I < 900 ppm per homogenous material. Also BFR/CFR/PVC Free
Solder Process Capability	Not applicable for solder process capability

Product Compliance Disclaimer

This information is provided based on reasonable inquiry of our suppliers and represents our current actual knowledge based on the information they provided. This information is subject to change. The part numbers that TE has identified as EU RoHS compliant have a maximum concentration of 0.1% by weight in homogenous materials for lead, hexavalent chromium, mercury, PBB, PBDE, DBP, BBP, DEHP, DIBP, and 0.01% for cadmium, or qualify for an exemption to these limits as defined in the Annexes of Directive 2011/65/EU (RoHS2). Finished electrical and electronic equipment products will be CE marked as required by Directive 2011/65/EU. Components may not be CE marked. Additionally, the part numbers that TE has identified as EU ELV compliant have a maximum concentration of 0.1% by weight in homogenous materials for lead, hexavalent chromium, and mercury, and 0.01% for cadmium, or qualify for an exemption to these limits as defined in the Annexes of Directive 2000/53/EC (ELV). Regarding the REACH Regulation, the information TE provides on SVHC in articles for this part number is based on the latest European Chemicals Agency (ECHA) 'Guidance on requirements for substances in articles' posted at this URL: <https://echa.europa.eu/guidance-documents/guidance-on-reach>




Compatible Parts




TE Part # 5-747908-2
15 Plug Solder Cup, Gold Flash


Customers Also Bought



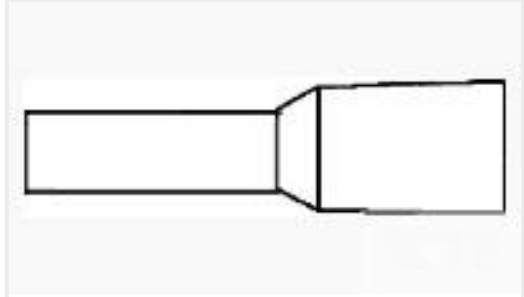
TE Part #6609929-5
PE0SXDHXB=C2219




TE Part #CAT-C339-H85913
Power Resistors: Aluminum Housed, HSA




TE Part #1478763-9
METAL BACKSHELL 9 WAY 45 DE




TE Part #2-966067-7
FER,WIRE,PL SLV,16.00/6,L18,BLUE,LP




TE Part #ZPF000000000105410
462H 08-33 P




TE Part #4-962344-1
2P FLACHSTCK-GEH2,8



TE Part #4-2840621-1
2POS,HC-STAK 25,HDR ASSY,COD A, FDU, PH 3



TE Part #EM5916-000
ZHD-SCE-1K-4.8-50-SS3-9



TE Part #813616-SF
IL19-EU1-H05-3150-200

Documents

- Product Drawings

METAL BACKSHELL 15 WAY TOP E

English

METAL BACKSHELL 15 WAY TOP E

English

METAL BACKSHELL 15 WAY TOP E

English



CAD Files

3D PDF

3D

Customer View Model

ENG_CVM_CVM_1-1478762-5_G_c-1-1478762-5-g.2d_dxf.zip

English

Customer View Model

ENG_CVM_CVM_1-1478762-5_G_c-1-1478762-5-g.3d_igs.zip

English

Customer View Model

ENG_CVM_CVM_1-1478762-5_G_c-1-1478762-5-g.3d_stp.zip

English

By downloading the CAD file I accept and agree to the [Terms and Conditions](#) of use.

Product Specifications

Product Specification

English