



Connectors > D-Shaped Connectors > D-Sub Connectors > PCB D-Sub Connectors



Connector & Housing Type: **Receptacle**

Connector System: **Board-to-Board**

Number of Positions: **26**

Centerline (Pitch): **1.27 mm [.05 in]**

Number of Rows: **4**

Features

Termination Features

Rectangular Termination Post & Tail Width	.5 mm[.019 in]
Rectangular Termination Post & Tail Thickness	.32 mm[.012 in]
Termination Method to PCB	Through Hole - Solder
Termination Post & Tail Length	3.1 mm[.122 in]

Contact Features

Contact Options	Installed
Contact Mating Area Plating Material	Gold
Contact Base Material	Copper Alloy
PCB Contact Termination Area Plating Material	Tin

Packaging Features

Packaging Quantity	120
Packaging Method	Tray

Mechanical Attachment

Mounting Hole Diameter	2.7 mm
------------------------	--------



PCB Mount Retention	With
PCB Mount Retention Type	Boardlock
Mating Retention	With
Mating Retention Type	Latches
Connector Mounting Type	Panel Mount & Board Mount

Body Features

Shell Plating Material	Nickel over Copper
Primary Product Color	Black
Connector Profile	Standard

Dimensions

PCB Thickness (Recommended)	1.66 mm
Row-to-Row Spacing	1.9 mm[.075 in]

Housing Features

Housing Material	PBT
Shell Material	Steel
Centerline (Pitch)	1.27 mm[.05 in]

Product Type Features

Shell Material Configuration	Front Metal Shell
Connector & Housing Type	Receptacle
Connector System	Board-to-Board
Connector & Contact Terminates To	Printed Circuit Board

Configuration Features

Number of Positions	26
Number of Rows	4
PCB Mount Orientation	Right Angle

Operation/Application

Circuit Application	Signal
---------------------	--------

Other

EU RoHS Compliance	Compliant
EU ELV Compliance	Compliant

Product Compliance




For compliance documentation, visit the product page on [TE.com](#)>

EU RoHS Directive 2011/65/EU	Compliant
EU ELV Directive 2000/53/EC	Compliant
China RoHS 2 Directive MIIT Order No 32, 2016	No Restricted Materials Above Threshold
EU REACH Regulation (EC) No. 1907/2006	Current ECHA Candidate List: JUNE 2024 (241) Candidate List Declared Against: JUNE 2024 (241) Does not contain REACH SVHC
Halogen Content	Not Low Halogen - contains Br or Cl > 900 ppm.
Solder Process Capability	Wave solder capable to 265°C


Product Compliance Disclaimer

This information is provided based on reasonable inquiry of our suppliers and represents our current actual knowledge based on the information they provided. This information is subject to change. The part numbers that TE has identified as EU RoHS compliant have a maximum concentration of 0.1% by weight in homogenous materials for lead, hexavalent chromium, mercury, PBB, PBDE, DBP, BBP, DEHP, DIBP, and 0.01% for cadmium, or qualify for an exemption to these limits as defined in the Annexes of Directive 2011/65/EU (RoHS2). Finished electrical and electronic equipment products will be CE marked as required by Directive 2011/65/EU. Components may not be CE marked. Additionally, the part numbers that TE has identified as EU ELV compliant have a maximum concentration of 0.1% by weight in homogenous materials for lead, hexavalent chromium, and mercury, and 0.01% for cadmium, or qualify for an exemption to these limits as defined in the Annexes of Directive 2000/53/EC (ELV). Regarding the REACH Regulation, the information TE provides on SVHC in articles for this part number is based on the latest European Chemicals Agency (ECHA) 'Guidance on requirements for substances in articles' posted at this URL: <https://echa.europa.eu/guidance-documents/guidance-on-reach>


Customers Also Bought




TE Part #825433-7
MOD 2 PINHDR 1X7 P.




TE Part #7-1879352-7
RR02 5% 470R AMMO




TE Part #650933-5
064 EURO TYPE R PIN ST ASSY




TE Part #1-2176327-4
CRGP 0805 120R 1%




TE Part #1-1879664-4
H8 1K58 0.1% 15PPM



TE Part #1676913-4
YR1 0.1% 1K13



TE Part #7-1676913-9
YR1 0.1% 2K0



TE Part #1-1676914-8
YR1 0.1% 3K4



Documents

Product Drawings

[CHAMP 050 FMS REC HDR ASSY 26P](#)

English

CAD Files

Customer View Model

[ENG_CVM_CVM_5917738-4_O.2d_dxf.zip](#)

English

3D PDF

3D

Customer View Model

[ENG_CVM_CVM_5917738-4_O.3d_igs.zip](#)

English

Customer View Model

[ENG_CVM_CVM_5917738-4_O.3d_stp.zip](#)

English

By downloading the CAD file I accept and agree to the [Terms and Conditions](#) of use.