




Free Height

TE Internal #: 146888-1
PCB Mount Header, Vertical, Board-to-Board, 64 Position, 1 mm [.039 in] Centerline, Fully Shrouded, Gold, Surface Mount, Signal, Black, Free Height

[View on TE.com >](#)

Connectors > PCB Connectors > PCB Headers & Receptacles > Free Height Plug Connector: Board-Board, Vertical, 64, 1mm



PCB Connector Assembly Type: **PCB Mount Header**
PCB Mount Orientation: **Vertical**
Connector System: **Board-to-Board**
Number of Positions: **64**
Centerline (Pitch): **1 mm [.039 in]**

[All Free Height Plug Connector: Board-Board, Vertical, 64, 1mm \(39\)](#)

Features

Electrical Characteristics

Operating Voltage	250 VAC
Insulation Resistance	2 MΩ

Signal Characteristics

Differential Signaling	Yes
------------------------	-----

Dimensions

Stack Height	10 mm, 15 mm, 12 mm, 13 mm[.591 in]
Connector Width	3.81 mm[150 in]
Connector Height	8.35 mm[.328 in]
Connector Length	34.22 mm[1.347 in]

Packaging Features

Packaging Quantity	400
Packaging Method	Tape & Reel



Industry Standards

Compatible With Agency/Standards Products	UL, CSA
Industry Standard	IEEE 1386
UL Rating	Listed
Compatible With Approved Standards Products	UL E28476, CSA LR7189
UL Flammability Rating	UL 94V-0

Operation/Application

Assembly Process Feature	None
Circuit Application	Signal

Mechanical Attachment

Mating Retention	Without
Mating Alignment Type	None
PCB Mount Retention Type	None
PCB Mount Alignment Type	Locating Posts
PCB Mount Retention	Without
PCB Mount Alignment	With
Mating Alignment	Without

Termination Features

Rectangular Termination Post & Tail Width	.3 mm[.011 in]
Rectangular Termination Post & Tail Thickness	.2 mm[.008 in]
Termination Method to PCB	Surface Mount

Contact Features

Contact Underplating Material Thickness	1.27 μm[50 μin]
Contact Mating Area Plating Material Thickness	.76 μm[29.9212 μin]
Mating Tab Width	.63 mm[.024 in]
PCB Contact Termination Area Plating Material Thickness	3.81 μm[150 μin]
Contact Shape & Form	Single Beam
Contact Layout	Inline
Contact Mating Area Length	2 mm
Contact Base Material	Phosphor Bronze
Mating Tab Thickness	.2 mm[.008 in]
PCB Contact Termination Area Plating Material	Tin-Lead



Contact Mating Area Plating Material	Gold
Contact Type	Pin
Contact Current Rating (Max)	1 A

Housing Features

Mating Entry Location	Top
Housing Material	LCP (Liquid Crystal Polymer)
Centerline (Pitch)	1 mm[.039 in]

Configuration Features

Number of Columns	32
Board-to-Board Configuration	Parallel
Stackable	Yes
PCB Mount Orientation	Vertical
Number of Positions	64

Product Type Features

PCB Connector Assembly Type	PCB Mount Header
Connector System	Board-to-Board
Header Type	Fully Shrouded
Sealable	No
Connector & Contact Terminates To	Printed Circuit Board

Body Features

Primary Product Color	Black
-----------------------	-------

Usage Conditions

Operating Temperature Range	-55 – 110 °C[-67 – 230 °F]
-----------------------------	----------------------------

Other

EU RoHS Compliance	Not Compliant
EU ELV Compliance	Compliant with Exemptions

Product Compliance

For compliance documentation, visit the product page on TE.com>

EU RoHS Directive 2011/65/EU	Not Compliant
EU ELV Directive 2000/53/EC	Compliant with Exemptions
China RoHS 2 Directive MIIT Order No 32, 2016	Restricted Materials Above Threshold



EU REACH Regulation (EC) No. 1907/2006

Current ECHA Candidate List: JUNE 2024 (241)

Candidate List Declared Against: JUNE 2024 (241)

SVHC > Threshold:

Pb (13% in Component Part)

Article Safe Usage Statements:
Do not eat, drink or smoke when using this product. Wash thoroughly after handling. Recycle if possible and dispose of the article by following all applicable governmental regulations relevant to your geographic location.

Halogen Content

Low Halogen - Br, Cl, F, I < 900 ppm per homogenous material. Also BFR/CFR/PVC Free

Solder Process Capability

Reflow solder capable to 260°C

Product Compliance Disclaimer

This information is provided based on reasonable inquiry of our suppliers and represents our current actual knowledge based on the information they provided. This information is subject to change. The part numbers that TE has identified as EU RoHS compliant have a maximum concentration of 0.1% by weight in homogenous materials for lead, hexavalent chromium, mercury, PBB, PBDE, DBP, BBP, DEHP, DIBP, and 0.01% for cadmium, or qualify for an exemption to these limits as defined in the Annexes of Directive 2011/65/EU (RoHS2). Finished electrical and electronic equipment products will be CE marked as required by Directive 2011/65/EU. Components may not be CE marked. Additionally, the part numbers that TE has identified as EU ELV compliant have a maximum concentration of 0.1% by weight in homogenous materials for lead, hexavalent chromium, and mercury, and 0.01% for cadmium, or qualify for an exemption to these limits as defined in the Annexes of Directive 2000/53/EC (ELV). Regarding the REACH Regulation, the information TE provides on SVHC in articles for this part number is based on the latest European Chemicals Agency (ECHA) ‘Guidance on requirements for substances in articles’ posted at this URL: <https://echa.europa.eu/guidance-documents/guidance-on-reach>

Compatible Parts



TE Part # 120534-1
1FHP,64,30A/P,N,C,S10,12,13,15



TE Part # 120526-1
1FHP,64,30A/P,S,N,S09,11,14



TE Part # CAT-314-PCB64
Free Height Plug Connector: Board-Board, Vertical, 64, 1mm



TE Part # CAT-314-RCB64
Free Height Receptacle Conn: Board-Board, Vertical, 64, 1mm

Also in the Series | Free Height



Board-to-Board Headers & Receptacles(751)



PCB Headers & Receptacles(751)


Customers Also Bought




TE Part #2102736-1
BP, Center, MULTIGIG RT 2R



TE Part #2102737-1
BP, Right End, MULTIGIG RT 2R




TE Part #1410946-1
MULTI-GIG SOC. CAP SCREW, CUSTOMIZED HDW



TE Part #749087-2
50SR SCREWLOCK KIT,FEMALE



TE Part #1-1469492-9
MULTIGIG RT 9MM GUIDE/ESD UNKE



TE Part #5745563-1
HD KIT,SCREWLOCK FEMALE



TE Part #5103310-1
A/L LOW PRO HDR 10P RA BLACK



TE Part #5-147278-3
04 MTE HDR SRRA SFMNT .100CL



TE Part #5-147278-1
02 MTE HDR SRRA SFMNT .100CL



TE Part #787004-3
.8MM SCREWLOCK BRDMT,BULK

Documents

Product Drawings

1FHP,64,30A/P,S,C,S10,12,13,15

English

CAD Files

3D PDF

3D

Customer View Model

ENG_CVM_CVM_146888-1_F.2d_dxf.zip

English

Customer View Model

ENG_CVM_CVM_146888-1_F.3d_igs.zip

English

Customer View Model

ENG_CVM_CVM_146888-1_F.3d_stp.zip

English

By downloading the CAD file I accept and agree to the [Terms and Conditions](#) of use.

Product Specifications



Application Specification

English