




Connectors > PCB Connectors > Backplane Connectors > Eurocard Connectors



Connector & Housing Type: **Receptacle**

Connector System: **Board-to-Board**

Termination Post & Tail Length: **4.5 mm [.177 in]**

Number of Positions: **32**

Centerline (Pitch): **2.54 mm [.1 in]**

Features

Industry Standards

UL Flammability Rating	UL 94V-0
Compatible With Approved Standards Products	UL E28476, CSA LR7189

Contact Features

Contact Underplating Material	Nickel
Contact Underplating Material Thickness	1.27 µm[50 µin]
Contact Mating Area Plating Material Thickness	.76 µm[29.92 µin]
PCB Contact Termination Area Plating Material Thickness	2.54 µm[100 µin]
Contact Layout	Inline
Contact Mating Area Plating Material	Gold Flash over Palladium Nickel
Contact Base Material	Phosphor Bronze
PCB Contact Termination Area Plating Material	Tin-Lead
Contact Type	Socket

Mechanical Attachment

Connector Mounting Type	Board Mount
Panel Mount Feature	Without



Mating Retention	Without
Mating Alignment Type	Polarization
Mating Alignment	With
PCB Mount Alignment	Without

Packaging Features

Packaging Method	Tray, Box & Tray
------------------	------------------

Operation/Application

Shielded	No
Circuit Application	Signal

Dimensions

Connector Width	8.05 mm[.317 in]
PCB Thickness (Recommended)	1.57 – 2.36 mm[.062 – .093 in]
Connector Height	11.51 mm[.453 in]
Connector Length	53.34 mm[2.1 in]
Row-to-Row Spacing	2.54 mm[.1 in]

Housing Features

Housing Material	Polyester - GF
Centerline (Pitch)	2.54 mm[.1 in]

Termination Features

Termination Method to PCB	Through Hole - Solder
Termination Post & Tail Length	4.5 mm[.177 in]

Product Type Features

Connector & Housing Type	Receptacle
Connector System	Board-to-Board
Connector & Contact Terminates To	Printed Circuit Board
DIN Size	Half
DIN Level	II

Configuration Features

Number of Positions	32
Number of Rows	2
PCB Mount Orientation	Vertical
Number of Columns	16



Number of Signal Positions	32
Rows Loaded	A, B

Other

EU RoHS Compliance	Compliant
EU ELV Compliance	Compliant

Product Compliance

For compliance documentation, visit the product page on TE.com>

EU RoHS Directive 2011/65/EU	Compliant
EU ELV Directive 2000/53/EC	Compliant
China RoHS 2 Directive MIIT Order No 32, 2016	No Restricted Materials Above Threshold
EU REACH Regulation (EC) No. 1907/2006	Current ECHA Candidate List: JUNE 2024 (241) Candidate List Declared Against: JUNE 2024 (241) Does not contain REACH SVHC
Halogen Content	Not Low Halogen - contains Br or Cl > 900 ppm.
Solder Process Capability	Wave solder capable to 240°C

Product Compliance Disclaimer

This information is provided based on reasonable inquiry of our suppliers and represents our current actual knowledge based on the information they provided. This information is subject to change. The part numbers that TE has identified as EU RoHS compliant have a maximum concentration of 0.1% by weight in homogenous materials for lead, hexavalent chromium, mercury, PBB, PBDE, DBP, BBP, DEHP, DIBP, and 0.01% for cadmium, or qualify for an exemption to these limits as defined in the Annexes of Directive 2011/65/EU (RoHS2). Finished electrical and electronic equipment products will be CE marked as required by Directive 2011/65/EU. Components may not be CE marked. Additionally, the part numbers that TE has identified as EU ELV compliant have a maximum concentration of 0.1% by weight in homogenous materials for lead, hexavalent chromium, and mercury, and 0.01% for cadmium, or qualify for an exemption to these limits as defined in the Annexes of Directive 2000/53/EC (ELV). Regarding the REACH Regulation, the information TE provides on SVHC in articles for this part number is based on the latest European Chemicals Agency (ECHA) ‘Guidance on requirements for substances in articles’ posted at this URL: <https://echa.europa.eu/guidance-documents/guidance-on-reach>

Compatible Parts





TE Part # 536053-5
032 EURO TYPE B PIN ASSY



TE Part # 5536386-5
ASSY,PIN,EUROCARD,TYPE B/2,LEA




TE Part # 536386-5
032 EURO TYPE B PIN BDLK ASSY



TE Part # 5536053-5
ASSY,PIN,EUROCARD,TYPE B/2,LEA

Also in the Series | Eurocard Type B




Eurocard Connectors(34)



Standard Edge Connectors(2)

Customers Also Bought



TE Part #5-1622820-1
3520 4K7 5%



TE Part #1676143-2
RN 0805 100R 0.1% 10PPM 1KRL



TE Part #7-1676481-1
CPF 0603 5K6 0.1% 25PPM 1K RL



TE Part #1676335-2
RN 0805 40K2 0.1% 10PPM 1KRL



TE Part #1879336-4
CPF 0603 249R 1% 50PPM 1K RL



TE Part #1676194-2
RN 0805 150R 0.1% 10PPM 1KRL



TE Part #1676385-2
RN 0805 5K11 0.1% 10PPM 1KRL



TE Part #7-1879337-2
CPF 0603 13K7 1% 50PPM 1K RL



TE Part #1-2176245-3
CRGS1206 5% 10R



TE Part #1478884-2
Metric EMC Gland M16x1.5



Documents

CAD Files

Customer View Model

[ENG_CVM_CVM_1-1393641-1_A.2d_dxf.zip](#)

English

3D PDF

3D

Customer View Model

[ENG_CVM_CVM_1-1393641-1_A.3d_igs.zip](#)

English

Customer View Model

[ENG_CVM_CVM_1-1393641-1_A.3d_stp.zip](#)

English

By downloading the CAD file I accept and agree to the [Terms and Conditions](#) of use.