



Connectors > D-Shaped Connectors > D-Sub Connectors > IDC D-Sub Connectors > IDC D-Sub: Plug Assembly, Signal, Cable to Cable, 2.16 mm



Connector & Housing Type: Plug

Solid Wire Size: .65 mm²

Stranded Wire Size: .33 mm²

Shielded: No

[All IDC D-Sub: Plug Assembly, Signal, Cable to Cable, 2.16 mm \(19\)](#)

Features

Body Features

Primary Product Color	Black
Connector Profile	Standard

Packaging Features

Packaging Method	Package, Box & Tray
Packaging Quantity	100

Mechanical Attachment

Mating Retention	With
Mating Retention Type	Screwlocks
Connector Mounting Type	Cable Mount (Free-Hanging)

Contact Features

Contact Underplating Material	Palladium Nickel
Contact Mating Area Plating Material	Gold Flash, Gold
Contact Base Material	Copper Alloy
Contact Mating Area Plating Material Thickness	.76 µm[30 µin]
Contact Options	Installed
Contact Current Rating (Max)	3.5 A

Housing Features

Housing Material	Polyphenylene Oxide
------------------	---------------------



Centerline (Pitch)	2.16 mm[.085 in]
--------------------	------------------

Operation/Application

Circuit Application	Signal
Shielded	No

Dimensions

Compatible Insulation Diameter (Max)	1.14 mm[.045 in]
Solid Wire Size	.65 mm ²
Stranded Wire Size	.33 mm ²

Product Type Features

Connector & Housing Type	Plug
Connector System	Cable-to-Cable
Connector Product Type	Connector Assembly
Connector & Contact Terminates To	Wire & Cable

Configuration Features

Number of Positions	50
Number of Rows	2
Compatible With Wire & Cable Type	Discrete Wire, Round Jacketed Cable

Other

EU RoHS Compliance	Compliant
EU ELV Compliance	Compliant

Product Compliance

For compliance documentation, visit the product page on [TE.com](#)>

EU RoHS Directive 2011/65/EU	Compliant
EU ELV Directive 2000/53/EC	Compliant
China RoHS 2 Directive MIIT Order No 32, 2016	No Restricted Materials Above Threshold
EU REACH Regulation (EC) No. 1907/2006	Current ECHA Candidate List: JUNE 2024 (241) Candidate List Declared Against: JAN 2024 (240) Does not contain REACH SVHC
Halogen Content	Low Bromine/Chlorine - Br and Cl < 900 ppm per homogenous material. Also BFR /CFR/PVC Free



Solder Process Capability


Not applicable for solder process capability

Product Compliance Disclaimer


This information is provided based on reasonable inquiry of our suppliers and represents our current actual knowledge based on the information they provided. This information is subject to change. The part numbers that TE has identified as EU RoHS compliant have a maximum concentration of 0.1% by weight in homogenous materials for lead, hexavalent chromium, mercury, PBB, PBDE, DBP, BBP, DEHP, DIBP, and 0.01% for cadmium, or qualify for an exemption to these limits as defined in the Annexes of Directive 2011/65/EU (RoHS2). Finished electrical and electronic equipment products will be CE marked as required by Directive 2011/65/EU. Components may not be CE marked. Additionally, the part numbers that TE has identified as EU ELV compliant have a maximum concentration of 0.1% by weight in homogenous materials for lead, hexavalent chromium, and mercury, and 0.01% for cadmium, or qualify for an exemption to these limits as defined in the Annexes of Directive 2000/53/EC (ELV). Regarding the REACH Regulation, the information TE provides on SVHC in articles for this part number is based on the latest European Chemicals Agency (ECHA) 'Guidance on requirements for substances in articles' posted at this URL: <https://echa.europa.eu/guidance-documents/guidance-on-reach>

Also in the Series


CHAMP Docking Connectors




Connector Caps & Covers(31)




Connector Hardware(28)



Connector Strain Relief(2)

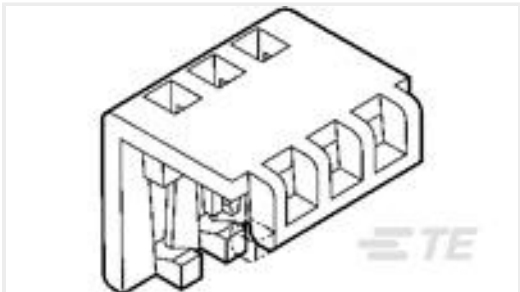


Docking Connectors(19)

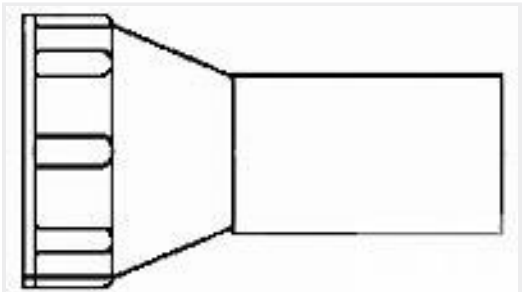


IDC D-Sub Connectors(55)


Customers Also Bought




TE Part #1-643075-1
11P MTA100 MOLDED COVER



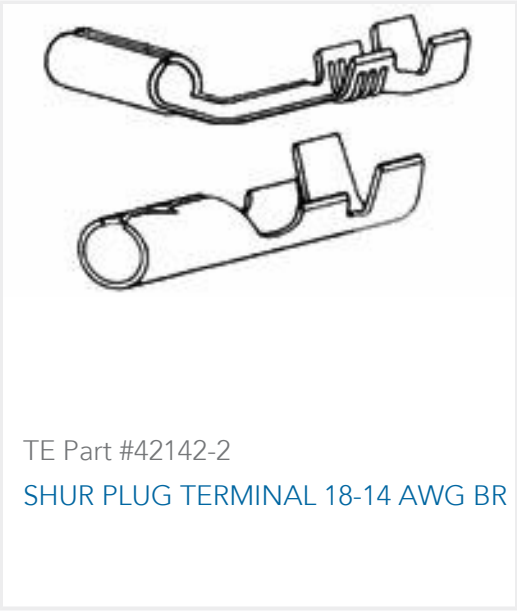


TE Part #213933-1
CPC,STRAIN RELIEF,SIZE 17



TE Part #745508-4
FERRULE SPLIT RING, HD



TE Part #3-640599-3
03P MTA156 CONN ASSY 18AWG ORA



Documents

CAD Files

Customer View Model

[ENG_CVM_552319-1_J.3d_igs.zip](#)

English

Customer View Model

[ENG_CVM_552319-1_J.3d_stp.zip](#)

English

Customer View Model

[ENG_CVM_552319-1_J.2d_dxf.zip](#)

English

3D PDF

3D

By downloading the CAD file I accept and agree to the [Terms and Conditions](#) of use.

Product Specifications

[Application Specification](#)

English

Agency Approvals

[UL Report](#)

English

[UL Report](#)

English