

M8 Connector


TE Internal #: T4033014041-000

4 Position Circular Connector, Wire-to-Panel, Sealable, Wire & Cable, Signal, Panel Mount, Reverse Gender, Nickel, Copper Alloy, Code A, M8 Connector

[View on TE.com >](#)



Connectors > Circular Connectors > Standard Circular Connectors > M8 Panel Mount Solder Cups



Number of Positions: 4

Connector System: **Wire-to-Panel**

Sealable: **Yes**

Connector & Contact Terminates To: **Wire & Cable**

Contact Current Rating (Max): **3 A**

[All M8 Panel Mount Solder Cups \(8\)](#)

Features

Electrical Characteristics

Operating Voltage	30 VAC
-------------------	--------

Packaging Features

Packaging Quantity	1
--------------------	---

Industry Standards

UL Flammability Rating	UL 94HB
------------------------	---------

Usage Conditions

IP Dust Sealing Level	6
IP Water Sealing Level	IP67
Operating Temperature Range	-40 – 85 °C[-40 – 185 °F]

Body Features

O-Ring Material	Silicone
Environmental Protection	IP67



Environmental Protection Type	Sealed
Primary Product Color	Black
Peripheral Seal Material	Silicone
Shell Plating Material	Nickel
Shell Base Material	Copper Alloy
Circular Connector Insulation Material Type	Polyamide 67 GF30
Hermetically Sealed	Yes

Product Type Features

Assembly Requirement	Factory Assembled
Circular Connector Shell Type	Metal-Shell
Connector Product Type	Connector Assembly
Assembly Type	Electrical Connector
Connector System	Wire-to-Panel
Sealable	Yes
Connector & Contact Terminates To	Wire & Cable
Circular Connector Type	Receptacle
Shell Type	Metal

Configuration Features

Keying & Polarized Position Locations	A
Factory Installed Backshell	No
Number of Positions	4
Number of Power Positions	0
Number of Signal Positions	4
Contacts Preloaded	Yes

Contact Features

Contact Current Rating (Max)	3 A
Reverse Gender	Yes
Circular Connector Contact Type	Socket

Mechanical Attachment

Connector Mounting Type	Panel Mount
Polarization Code	A
Mating Alignment Type	Keyed



Housing Features

Circular Connector Shell Size	12.6
-------------------------------	------

Dimensions

Wire Size	18 – 24 AWG
-----------	-------------

Operation/Application

Circuit Application	Signal
Shielded	No

Other

EU RoHS Compliance	Compliant with Exemptions
EU ELV Compliance	Compliant with Exemptions

Product Compliance

For compliance documentation, visit the product page on [TE.com](#)>

EU RoHS Directive 2011/65/EU	Compliant with Exemptions
EU ELV Directive 2000/53/EC	Compliant with Exemptions
China RoHS 2 Directive MIIT Order No 32, 2016	Restricted Materials Above Threshold
EU REACH Regulation (EC) No. 1907/2006	Current ECHA Candidate List: JUNE 2024 (241) Candidate List Declared Against: JUNE 2024 (241) SVHC > Threshold: Pb (4% in Component Part) Article Safe Usage Statements: Do not eat, drink or smoke when using this product. Wash thoroughly after handling. Recycle if possible and dispose of the article by following all applicable governmental regulations relevant to your geographic location.
Halogen Content	Not Low Halogen - contains Br or Cl > 900 ppm.
Solder Process Capability	Not applicable for solder process capability


Product Compliance Disclaimer

This information is provided based on reasonable inquiry of our suppliers and represents our current actual knowledge based on the information they provided. This information is subject to change. The part numbers that TE has identified as EU RoHS compliant have a maximum concentration of 0.1% by weight in homogenous materials for lead, hexavalent chromium, mercury, PBB, PBDE, DBP, BBP, DEHP, DIBP, and 0.01% for cadmium, or qualify for an exemption to these limits as defined in the Annexes of Directive 2011/65/EU (RoHS2). Finished electrical and electronic equipment products will be CE marked as required by Directive 2011/65/EU. Components may not be CE marked. Additionally, the part numbers that TE has identified as EU ELV compliant have a maximum concentration of 0.1% by weight in homogenous materials for lead, hexavalent chromium, and mercury, and 0.01% for cadmium, or qualify for an exemption to these limits as defined in the Annexes of Directive 2000/53/EC (ELV). Regarding the REACH Regulation, the information TE provides on SVHC in articles for this part number is based on the latest European Chemicals Agency (ECHA) ‘Guidance on requirements for substances in articles’ posted at this URL: <https://echa.europa.eu/guidance-documents/guidance-on-reach>




Also in the Series


M8 Connector



Connector Hardware(4)




M8/M12 Cable Assemblies(147)

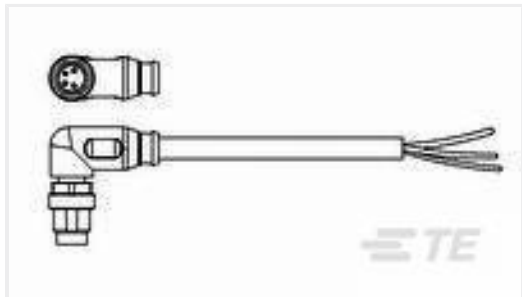


Standard Circular Connectors(106)


Customers Also Bought




TE Part #T4113002041-000
M12,MALE,RA,A CODE,4P,PG9,GOLD




TE Part #2273010-1
M8 x 1.0 Angled plug Pigtail




TE Part #T4132012081-000
M12,FRONT MOUNT,MALE, A,8P, SOLDER WIRE




TE Part #T4161120008-005
RPC-M12-MS-8CON-PUR-5.0SH




TE Part #T4082102004-000
M8 T DISTRIBUTOR MALE 4POS




TE Part #2-1879747-0
RP 1J 100K 0.1% 15PPM CUT LENGTH




TE Part #1-1879256-0
RP 2B 121R 0.1% 15PPM CUT LENGTH



TE Part #1-2007394-5
SFP+assy 2x4 Spring Fingers 4



TE Part #8-146250-6
72 MODII HDR DRST B/A .100CL



TE Part #7-1437142-5
FSN-22A-9=NOMEX FS STD

Documents

Product Drawings

M8.FMLE.PNLFRONT.4POS.STR

English

CAD Files

3D PDF

3D



Customer View Model

[ENG_CVM_CVM_T4033014041-000_A.2d_dxf.zip](#)

English

Customer View Model

[ENG_CVM_CVM_T4033014041-000_A.3d_igs.zip](#)

English

Customer View Model

[ENG_CVM_CVM_T4033014041-000_A.3d_stp.zip](#)

English

By downloading the CAD file I accept and agree to the [Terms and Conditions](#) of use.

Datasheets & Catalog Pages

[M8 / M12 Connector System Catalog](#)

English

Product Specifications

[Application Specification](#)

English

[Application Specification](#)

English

Agency Approvals

[UL](#)

English