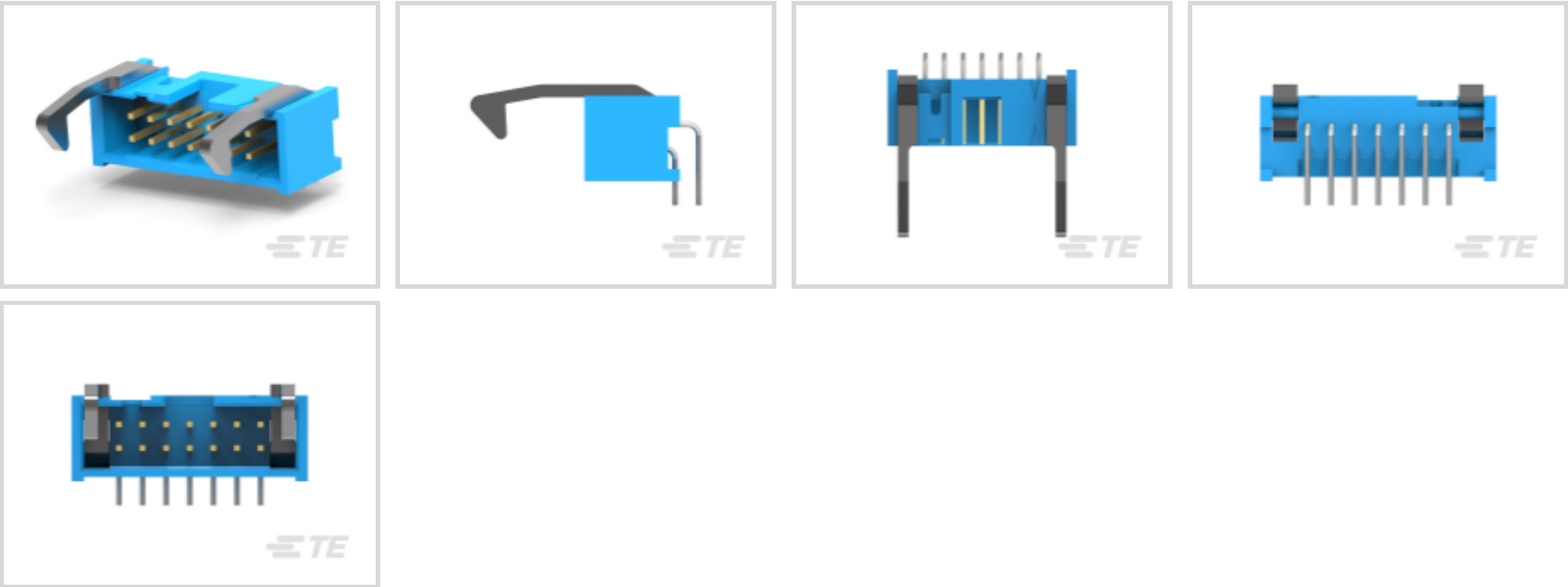




AMP-LATCH

TE Internal #: 2-1761607-5
Wire-to-Board, 14 Position, 2.54 mm [.1 in] Centerline, Right Angle,
Through Hole - Solder, 2 Row, Plug, Low Profile, Ribbon Cable
Connectors
[View on TE.com >](#)

Connectors > PCB Connectors > Wire-to-Board Connectors > FFC, FPC & Ribbon Connectors > Ribbon Cable Connectors



Connector System: **Wire-to-Board**
Number of Positions: **14**
Centerline (Pitch): **2.54 mm [.1 in]**
PCB Mount Retention: **Without**
PCB Mount Orientation: **Right Angle**

Features

Electrical Characteristics

Operating Voltage	250 VAC
Insulation Resistance	5000 MΩ

Industry Standards

UL Flammability Rating	UL 94V-0
------------------------	----------

Packaging Features

Packaging Quantity	20
Packaging Method	Tube

Usage Conditions

Housing Temperature Rating	High
Operating Temperature Range	-65 – 105 °C[-85 – 221 °F]

Contact Features

Contact Underplating Material	Nickel
Mating Pin Diameter	.64 mm[.025 in]



Contact Mating Area Plating Material Thickness	.762 μm[30 μin]
Contact Shape & Form	Square
PCB Contact Termination Area Plating Material Thickness	2.54 μm[100 μin]
Contact Mating Area Plating Material	Gold Flash
Contact Base Material	Phosphor Bronze
PCB Contact Termination Area Plating Material	Tin
Contact Type	Pin
Contact Current Rating (Max)	1 A

Body Features

Daisy Chain	With
Primary Product Color	Blue
Connector Profile	Low

Dimensions

Shrouded End Dimension	3.76 mm[.148 in]
Connector Height	9.19 mm[.36 in]
Connector Length	25.4 mm[1 in]
Row-to-Row Spacing	2.54 mm[.1 in]

Termination Features

Termination Post & Tail Diameter	.64 mm[.025 in]
Termination Post & Tail Length	2.6 mm[.102 in]
Termination Method to PCB	Through Hole - Solder

Mechanical Attachment

Panel Mount Feature	Without
Mating Alignment	With
PCB Mount Alignment	Without
PCB Mount Retention	Without
Mating Alignment Type	Center
Mating Retention	With
Mating Retention Type	Ejection Latch
Connector Mounting Type	Board Mount

Housing Features

Mating Entry Location	Top
-----------------------	-----



Housing Material	PBT
Centerline (Pitch)	2.54 mm[.1 in]

Product Type Features

Connector Product Type	Connector Assembly
Ribbon Cable Connector Header Type	Pin Header
Connector System	Wire-to-Board
Connector & Housing Type	Plug
Connector & Contact Terminates To	Printed Circuit Board

Configuration Features

Number of Positions	14
PCB Mount Orientation	Right Angle
Number of Rows	2

Operation/Application

Circuit Application	Signal
---------------------	--------

Other

EU RoHS Compliance	Compliant
EU ELV Compliance	Compliant

Product Compliance

For compliance documentation, visit the product page on TE.com>

EU RoHS Directive 2011/65/EU	Compliant
EU ELV Directive 2000/53/EC	Compliant
China RoHS 2 Directive MIIT Order No 32, 2016	No Restricted Materials Above Threshold
EU REACH Regulation (EC) No. 1907/2006	Current ECHA Candidate List: JUNE 2024 (241) Candidate List Declared Against: JUNE 2024 (241) Does not contain REACH SVHC
Halogen Content	Not Low Halogen - contains Br or Cl > 900 ppm.
Solder Process Capability	Wave solder capable to 265°C

Product Compliance Disclaimer

This information is provided based on reasonable inquiry of our suppliers and represents our current actual knowledge based on the information they provided. This information is subject to change. The part numbers that TE has identified as EU RoHS compliant have a maximum concentration of 0.1% by weight in homogenous materials for lead, hexavalent



chromium, mercury, PBB, PBDE, DBP, BBP, DEHP, DIBP, and 0.01% for cadmium, or qualify for an exemption to these limits as defined in the Annexes of Directive 2011/65/EU (RoHS2). Finished electrical and electronic equipment products will be CE marked as required by Directive 2011/65/EU. Components may not be CE marked. Additionally, the part numbers that TE has identified as EU ELV compliant have a maximum concentration of 0.1% by weight in homogenous materials for lead, hexavalent chromium, and mercury, and 0.01% for cadmium, or qualify for an exemption to these limits as defined in the Annexes of Directive 2000/53/EC (ELV). Regarding the REACH Regulation, the information TE provides on SVHC in articles for this part number is based on the latest European Chemicals Agency (ECHA) 'Guidance on requirements for substances in articles' posted at this URL: <https://echa.europa.eu/guidance-documents/guidance-on-reach>


Compatible Parts



TE Part # 2-1658527-2
622-1441LF=FSKT IDC S 14 30AU



TE Part # 1658621-2
14 NOVO MIL/CTR 15DP,LEAD FREE




TE Part # 1-1658528-2
636-1430LF=FEM SKT BLADE POL 1




TE Part # 1658526-9
609-1441LF FEM SOCKET,LEAD FREE



TE Part # 1658526-8
609-1430LF FEM SOCKET,LEAD FREE



TE Part # 1658623-2
14 NOVO MIL 30DP, LEAD FREE



TE Part # CAT-AM71-A85022
Female Socket Connectors: Strain Relief



TE Part # 1658527-5
622-1430LF FEM SOCKET,LEAD FREE



TE Part # 1658622-2
14 NOVO MIL/CTR 30DP,LEAD FREE



TE Part # 1658620-2
14 NOVO MIL 15DP, LEAD FREE



TE Part # 499252-9
014 STRAIN RELIEF A-L RCPT

Customers Also Bought



TE Part #1-1879233-3
SMW5 R33 5%



TE Part #2-1761607-9
IDC LOW PRO HDR 26P RA LG LAT



TE Part #7-1393222-4
V23061B1002A501=MINISTARKSTROM



TE Part #2344657-2
FPC ANTENNA, MHF, 100mm, Wi-Fi TRIPLE





TE Part #86448-1
MOD I RECP STMPD



TE Part #3-1879222-8
CPF 0603 46R4 0.1% 25PPM 1K RL



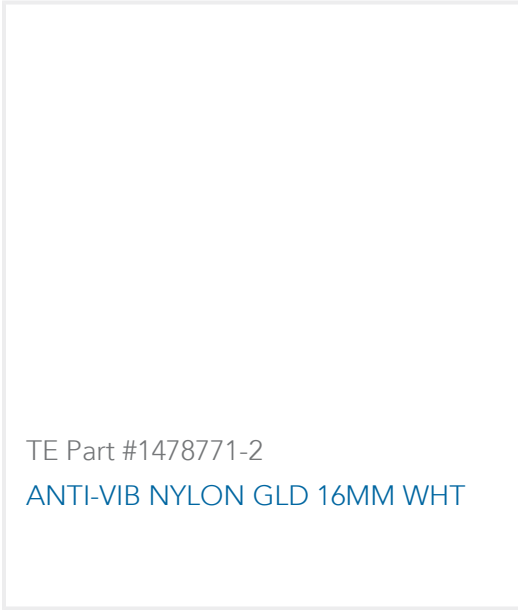
TE Part #1623573-1
CRG1206 1% 8K2



TE Part #294711-E
STVM 24-8 F ABC WV 7-00 TL 4,0 * 247 E0



TE Part #374585-E
STVC 96 M ABC WV 4-00 0606 * * 247 E007



TE Part #1478771-2
ANTI-VIB NYLON GLD 16MM WHT

Documents

Product Drawings

IDC LOW PRO HDR 14P RA LG LAT

English

CAD Files

3D PDF

3D

Customer View Model

ENG_CVM_CVM_2-1761607-5_D.2d_dxf.zip

English

Customer View Model

ENG_CVM_CVM_2-1761607-5_D.3d_igs.zip

English

Customer View Model

ENG_CVM_CVM_2-1761607-5_D.3d_stp.zip

English

By downloading the CAD file I accept and agree to the [Terms and Conditions](#) of use.

Product Specifications

Product Specification

English

Agency Approvals

UL Report

English