

AMP POWER TAP

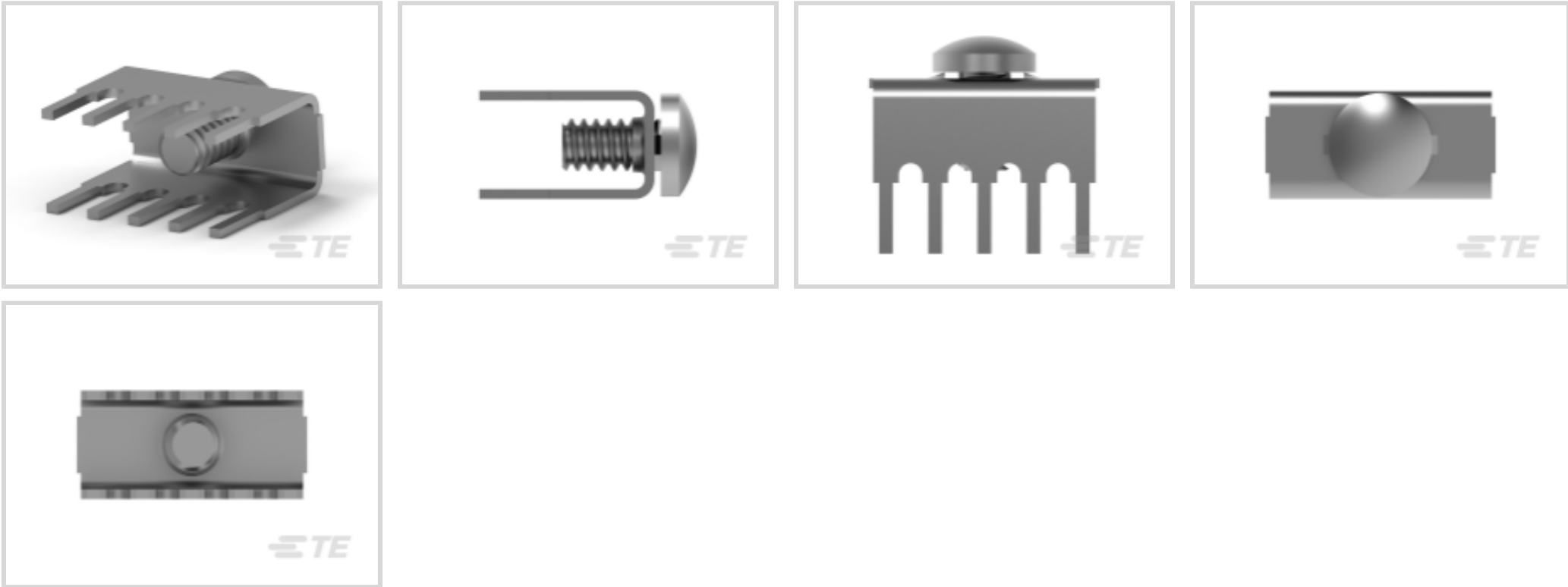
TE Internal #: 1-55323-0

Power Tap, Terminates To Printed Circuit Board, 10 Position, 3.18 mm [.125 in] Centerline, Vertical, Stamped & Formed, Tin-Lead, Power Terminals

[View on TE.com >](#)



Terminals & Splices > Power Terminals



Power Terminal Type: **Power Tap**
Product Terminates To: **Printed Circuit Board**
Number of Positions: **10**
Contact Current Rating (Max): **25 A**
Centerline (Pitch): **3.18 mm [.125 in]**

Features

Mechanical Attachment

Thread Size	6-32
-------------	------

Usage Conditions

Insulation Option	Uninsulated
Operating Temperature Range	-55 – 85 °C[-67 – 185 °F]

Contact Features

PCB Contact Termination Area Plating Material Finish	Bright
Contact Mating Area Plating Material Finish	Bright
Contact Current Rating (Max)	25 A
Contact Fabrication	Stamped & Formed
Contact Mating Area Plating Material	Tin-Lead
Contact Mating Area Plating Material Thickness	3.81 µm[150 µin]
PCB Contact Termination Area Plating Material	Tin-Lead
PCB Contact Termination Area Plating Material Thickness	3.81 – 8.89 µm[150 – 350 µin]
Contact Base Material	Copper Alloy



Termination Features

Termination Method to PCB	Through Hole - Press-Fit
Termination Method to Wire & Cable	Tap Screw
Product Terminates To	Printed Circuit Board

Product Type Features

Footprint	6.35 x 3.18 mm[.25 x .125 in]
Power Terminal Type	Power Tap

Configuration Features

Number of Positions	10
PCB Mount Orientation	Vertical

Body Features

Terminal Profile	Standard
------------------	----------

Housing Features

Centerline (Pitch)	3.18 mm[.125 in]
--------------------	------------------

Dimensions

PCB Thickness (Recommended)	1.57 – 3.18 mm[.062 – .125 in]
Product Length	8.63 mm[.34 in]

Packaging Features

Packaging Method	Carton
------------------	--------

Other

EU RoHS Compliance	Not Compliant
EU ELV Compliance	Compliant with Exemptions

Product Compliance

For compliance documentation, visit the product page on TE.com>

EU RoHS Directive 2011/65/EU	Not Compliant
EU ELV Directive 2000/53/EC	Compliant with Exemptions
China RoHS 2 Directive MIIT Order No 32, 2016	Restricted Materials Above Threshold
EU REACH Regulation (EC) No. 1907/2006	Current ECHA Candidate List: JUNE 2024 (241) Candidate List Declared Against: JUNE 2023 (235) SVHC > Threshold:



Pb (13% in Component Part)

Article Safe Usage Statements:
Do not eat, drink or smoke when using this product. Wash thoroughly after handling. Recycle if possible and dispose of the article by following all applicable governmental regulations relevant to your geographic location.

Halogen Content	Low Halogen - Br, Cl, F, I < 900 ppm per homogenous material. Also BFR/CFR/PVC Free
-----------------	-------------------------------------------------------------------------------------

Solder Process Capability	Wave solder capable to 265°C
---------------------------	------------------------------

Product Compliance Disclaimer

This information is provided based on reasonable inquiry of our suppliers and represents our current actual knowledge based on the information they provided. This information is subject to change. The part numbers that TE has identified as EU RoHS compliant have a maximum concentration of 0.1% by weight in homogenous materials for lead, hexavalent chromium, mercury, PBB, PBDE, DBP, BBP, DEHP, DIBP, and 0.01% for cadmium, or qualify for an exemption to these limits as defined in the Annexes of Directive 2011/65/EU (RoHS2). Finished electrical and electronic equipment products will be CE marked as required by Directive 2011/65/EU. Components may not be CE marked. Additionally, the part numbers that TE has identified as EU ELV compliant have a maximum concentration of 0.1% by weight in homogenous materials for lead, hexavalent chromium, and mercury, and 0.01% for cadmium, or qualify for an exemption to these limits as defined in the Annexes of Directive 2000/53/EC (ELV). Regarding the REACH Regulation, the information TE provides on SVHC in articles for this part number is based on the latest European Chemicals Agency (ECHA) 'Guidance on requirements for substances in articles' posted at this URL: <https://echa.europa.eu/guidance-documents/guidance-on-reach>

Customers Also Bought



TE Part #1-1617121-1
JMAC-26XP = M39016/9-062P




TE Part #1-770972-1
12P MINI UMNL R/A HDR ASSY LF




TE Part #87631-2
06 MODIV HSG DR MRKD .100 POL




TE Part #204508-1
RECEPT ASSY,78 POSN,AMPLIMITE




TE Part #4-641208-4
14P MTA156 HDR ASSY FL ST LF



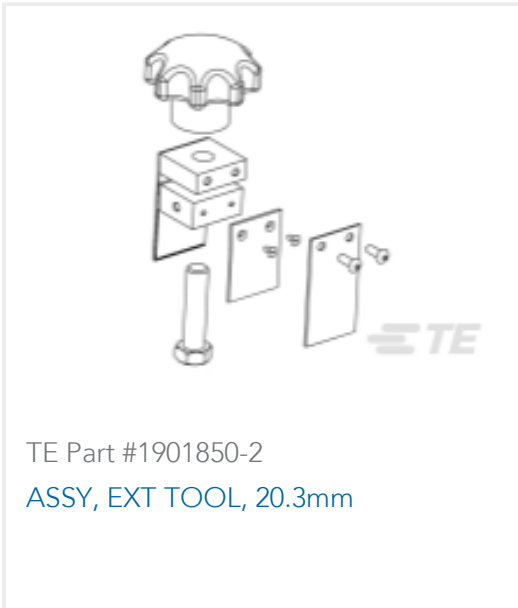
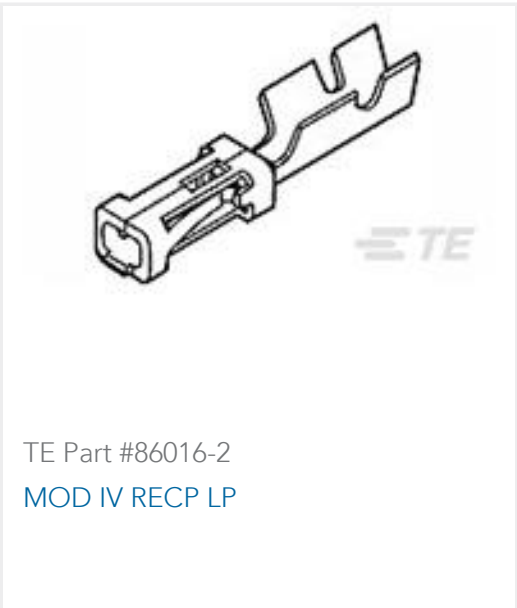
TE Part #1617118-6
J1MAC-26XP = M39016/7-030P



TE Part #F41698-000
HW-508127-5-9



TE Part #NB17254001
RNF-150-3/4-0-SP



Documents

Product Drawings

10 POWER TAP ASSY .125

English

CAD Files

Customer View Model

ENG_CVM_CVM_1-55323-0_AA.2d_dxf.zip

English

3D PDF

3D

Customer View Model

ENG_CVM_CVM_1-55323-0_AA.3d_igs.zip

English

Customer View Model

ENG_CVM_CVM_1-55323-0_AA.3d_stp.zip

English

By downloading the CAD file I accept and agree to the [Terms and Conditions](#) of use.

Datasheets & Catalog Pages

POWER_CONNECTORS_CATALOG_SEC02_CABLE_MOUNTED

English

PRINTED CIRCUIT BOARD TERMINALS AND DISCONNECTS

English

Product Specifications

Application Specification

English

Instruction Sheets

Instruction Sheet (U.S.)

English