




Connectors > Terminal Blocks & Strips > Barrier Strips



Number of Positions: 10

Barrier Strip Style: **Dual Barrier**

Connector System: **Wire-to-Wire**

Centerline (Pitch): 14.3 mm [.563 in]

Number of Rows: 2

Features

Industry Standards

UL Flammability Rating	UL 94V-0
------------------------	----------

Packaging Features

Packaging Method	Carton
Packaging Quantity	50

Operation/Application

Circuit Application	Power
---------------------	-------

Mechanical Attachment

Top Termination Type	Binding Combo Head
Mounting Options	End Mounting Ears
Screw Plating Material	Nickel
Screw Material	Steel
Thread Size	8-32
Screw Head Type	Combo Phil-Slot
Connector Mounting Type	Panel Mount



Contact Features

Contact Base Material	Brass
Contact Current Rating (Max)	30 A

Dimensions

Product Length	168.4 mm[6.63 in]
Wire Size	22 – 10 AWG

Housing Features

Housing Material	PBT
Centerline (Pitch)	14.3 mm[.563 in]

Product Type Features

Block Style	Non-Feed Through
Connector System	Wire-to-Wire
Connector & Contact Terminates To	Wire & Cable

Body Features

Quick Connect Tab Plating Material	Tin
Primary Product Color	Black
Product Orientation	Vertical
Barrier Strip Style	Dual Barrier

Configuration Features

Number of Levels	1
Number of Positions	10
Number of Rows	2

Electrical Characteristics

Operating Voltage	300 V
-------------------	-------

Usage Conditions

Operating Temperature Range	-40 – 120 °C[-40 – 248 °F]
-----------------------------	----------------------------

Other

EU RoHS Compliance	Compliant
EU ELV Compliance	Compliant

Product Compliance

For compliance documentation, visit the product page on TE.com>



EU RoHS Directive 2011/65/EU	Compliant
EU ELV Directive 2000/53/EC	Compliant
China RoHS 2 Directive MIIT Order No 32, 2016	No Restricted Materials Above Threshold
EU REACH Regulation (EC) No. 1907/2006	Current ECHA Candidate List: JUNE 2024 (241) Candidate List Declared Against: JUNE 2024 (241) Does not contain REACH SVHC
Halogen Content	Low Halogen - Br, Cl, F, I < 900 ppm per homogenous material. Also BFR/CFR/PVC Free
Solder Process Capability	Wave solder capable to 265°C

Product Compliance Disclaimer


This information is provided based on reasonable inquiry of our suppliers and represents our current actual knowledge based on the information they provided. This information is subject to change. The part numbers that TE has identified as EU RoHS compliant have a maximum concentration of 0.1% by weight in homogenous materials for lead, hexavalent chromium, mercury, PBB, PBDE, DBP, BBP, DEHP, DIBP, and 0.01% for cadmium, or qualify for an exemption to these limits as defined in the Annexes of Directive 2011/65/EU (RoHS2). Finished electrical and electronic equipment products will be CE marked as required by Directive 2011/65/EU. Components may not be CE marked. Additionally, the part numbers that TE has identified as EU ELV compliant have a maximum concentration of 0.1% by weight in homogenous materials for lead, hexavalent chromium, and mercury, and 0.01% for cadmium, or qualify for an exemption to these limits as defined in the Annexes of Directive 2000/53/EC (ELV). Regarding the REACH Regulation, the information TE provides on SVHC in articles for this part number is based on the latest European Chemicals Agency (ECHA) ‘Guidance on requirements for substances in articles’ posted at this URL: <https://echa.europa.eu/guidance-documents/guidance-on-reach>

Compatible Parts




Customers Also Bought







TE Part #87175-2  
01 LOCKING CLIP HSG SR .100CL



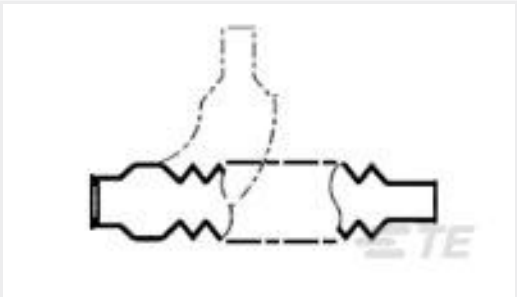
TE Part #3-640426-3  
03P MTA156 CONN ASSY 18AWG ORA




TE Part #3-640426-7  
07P MTA156 CONN ASSY 18AWG ORA




TE Part #4-640599-2  
12P MTA156 CONN ASSY 18AWG ORA




TE Part #133301-000  
202C621-50/86-0




TE Part #3-640426-6  
06P MTA156 CONN ASSY 18AWG ORA



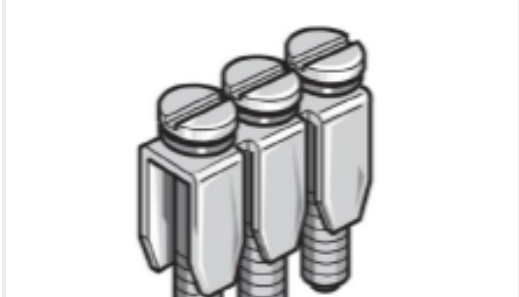
TE Part #1-1546310-2  
12P.563" DR BARRIER STRIP



TE Part #1-1546310-5  
15P.563" DR BARRIER STRIP



TE Part #1241872-1  
JPT A REC 2.8 Contact SWS Sn



TE Part #1SNA176277R0500  
BJM5

Documents

CAD Files

3D PDF

3D

Customer View Model

ENG\_CVM\_CVM\_1-1546310-0\_Y\_c-1-1546310-0-y.2d\_dxf.zip

English

Customer View Model

ENG\_CVM\_CVM\_1-1546310-0\_Y\_c-1-1546310-0-y.3d\_igs.zip

English

Customer View Model

ENG\_CVM\_CVM\_1-1546310-0\_Y\_c-1-1546310-0-y.3d\_stp.zip

English

By downloading the CAD file I accept and agree to the [Terms and Conditions](#) of use.

Datasheets & Catalog Pages

BUCHANAN TERMINAL BLOCKS CATALOG - BARRIER STRIPS

English

1-1773458-2\_BARRIER\_STRIPS\_QUICK\_REFERENCE\_GUIDE

English

1-1546310-0

10 Position Barrier Strip, Dual Barrier, Wire-to-Wire, 14.3 mm [.563 in] Centerline, 2  
Row, 300 V, 22 – 10 AWG, .3 – 6 mm<sup>2</sup> Wire, Wire & Cable

