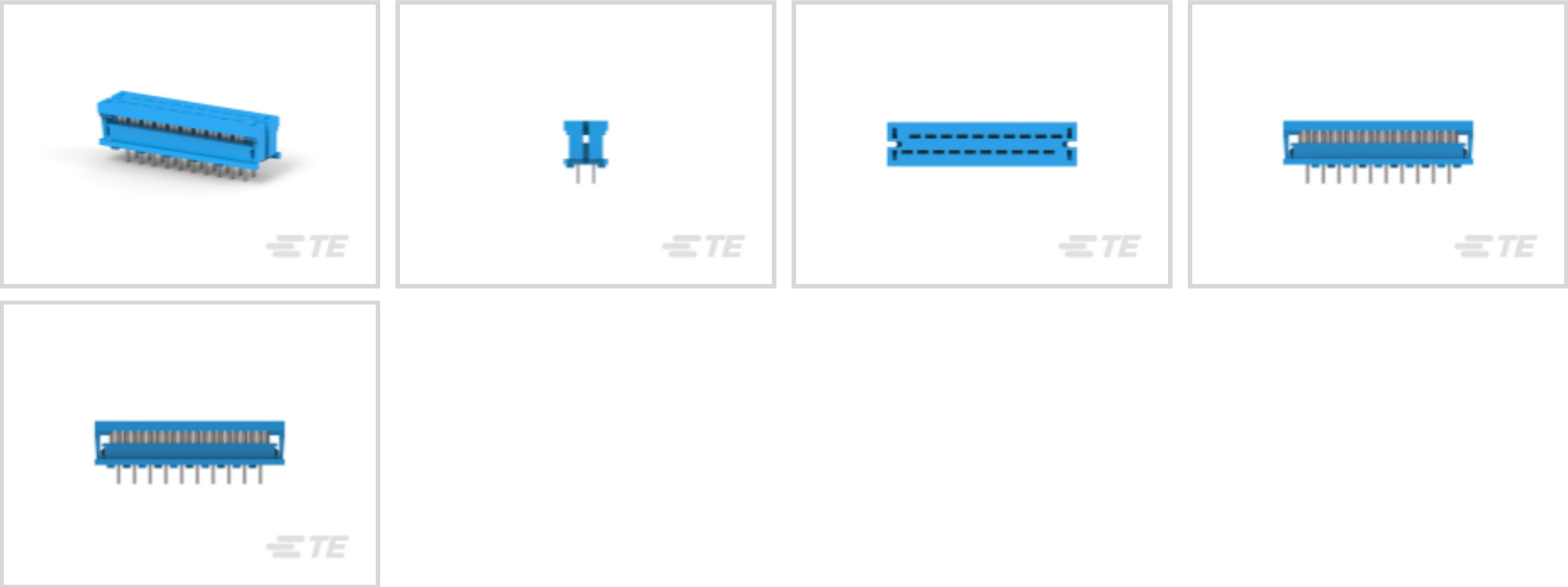




Connectors > PCB Connectors > Wire-to-Board Connectors > FFC, FPC & Ribbon Connectors > Ribbon Cable Connectors



Connector System: **Wire-to-Board**
Number of Positions: **20**
Centerline (Pitch): **2.54 mm [.1 in]**
PCB Mount Retention: **Without**
PCB Mount Orientation: **Vertical**

Features

Body Features

Primary Product Color	Blue
-----------------------	------

Contact Features

PCB Contact Termination Area Plating Material Thickness	2.54 µm[100 µin]
Contact Mating Area Plating Material	Tin
Wire Contact Termination Area Plating Thickness	2.54 µm[100 µin]
PCB Contact Termination Area Plating Material	Tin
Wire Contact Termination Area Plating Material	Tin
Contact Current Rating (Max)	1 A

Termination Features

Rectangular Termination Post & Tail Width	.46 mm[.018 in]
Rectangular Termination Post & Tail Thickness	.36 mm[.014 in]
Termination Method to Wire & Cable	Insulation Displacement (IDC)
Termination Method to PCB	Through Hole - Solder

Product Type Features

--	--



Ribbon Cable Connector Header Type	Shrouded
Connector Product Type	Connector Assembly
Connector System	Wire-to-Board
Connector & Housing Type	Plug
Connector & Contact Terminates To	Printed Circuit Board, Wire & Cable

Configuration Features

Number of Positions	20
PCB Mount Orientation	Vertical
Number of Rows	2

Mechanical Attachment

PCB Mount Retention	Without
Mating Retention	Without
Connector Mounting Type	Board Mount

Housing Features

Centerline (Pitch)	2.54 mm[.1 in]
--------------------	----------------

Dimensions

Row-to-Row Spacing	2.54 mm[.1 in]
--------------------	----------------

Usage Conditions

Operating Temperature Range	-55 – 125 °C[-67 – 257 °F]
-----------------------------	----------------------------

Operation/Application

Circuit Application	Signal
---------------------	--------

Other

EU RoHS Compliance	Compliant
EU ELV Compliance	Compliant

Product Compliance

For compliance documentation, visit the product page on [TE.com](#)>

EU RoHS Directive 2011/65/EU	Compliant
EU ELV Directive 2000/53/EC	Compliant
China RoHS 2 Directive MIIT Order No 32, 2016	No Restricted Materials Above Threshold
EU REACH Regulation (EC) No. 1907/2006	Current ECHA Candidate List: JUNE 2024 (241)



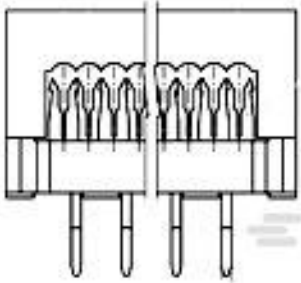
Candidate List Declared Against: JUNE 2024 (241)
Does not contain REACH SVHC

Halogen Content	Not Low Halogen - contains Br or Cl > 900 ppm.
Solder Process Capability	Wave solder capable to 265°C


Product Compliance Disclaimer

This information is provided based on reasonable inquiry of our suppliers and represents our current actual knowledge based on the information they provided. This information is subject to change. The part numbers that TE has identified as EU RoHS compliant have a maximum concentration of 0.1% by weight in homogenous materials for lead, hexavalent chromium, mercury, PBB, PBDE, DBP, BBP, DEHP, DIBP, and 0.01% for cadmium, or qualify for an exemption to these limits as defined in the Annexes of Directive 2011/65/EU (RoHS2). Finished electrical and electronic equipment products will be CE marked as required by Directive 2011/65/EU. Components may not be CE marked. Additionally, the part numbers that TE has identified as EU ELV compliant have a maximum concentration of 0.1% by weight in homogenous materials for lead, hexavalent chromium, and mercury, and 0.01% for cadmium, or qualify for an exemption to these limits as defined in the Annexes of Directive 2000/53/EC (ELV). Regarding the REACH Regulation, the information TE provides on SVHC in articles for this part number is based on the latest European Chemicals Agency (ECHA) 'Guidance on requirements for substances in articles' posted at this URL: <https://echa.europa.eu/guidance-documents/guidance-on-reach>


Compatible Parts



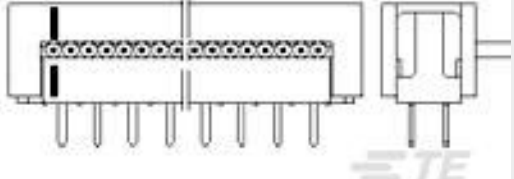
TE Part # 1-111382-7
020 DIP PLUG 100CL TIN KK



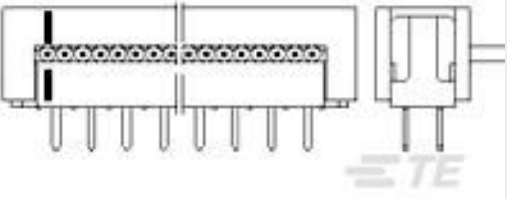
TE Part # 2-216093-0
AMP-LATCH PRE-ASSY DIL WITHO




TE Part # 1-746610-5
20 DIP PLUG, 100CL, LEAD FREE



TE Part # 2-216119-0
AMP-LATCH PRE-ASSY DIL TAPE



TE Part # 2-216792-0
20P LATCH DIL-STECK



TE Part # 2-216791-0
AMP LATCH D/P ASSY

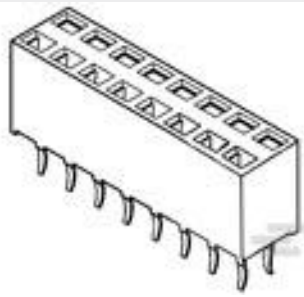
Customers Also Bought



TE Part #8-215079-4
MICRO-MATCH FOB.14P



TE Part #1676143-2
RN 0805 100R 0.1% 10PPM 1KRL



TE Part #1-215307-2
2X12P HV100 REC CON. TE, 7.0MM



TE Part #1-1337581-0
MCX Str PCB Skt 50Ohm Gold Pltd



TE Part #1676367-2
RN 0805 523R 0.1% 10PPM 1KRL



TE Part #7-1879276-6
RP 2A 10K2 0.1% 15PPM CUT LENGTH



TE Part #1676401-2
RN 0805 649R 0.1% 10PPM 1KRL



TE Part #1676703-1
RN 0805 49R9 0.1% 10PPM CUT LENGTH



TE Part #1676269-2
RN 0805 261R 0.1% 10PPM 1KRL



TE Part #1676657-1
RN 0805 16R5 0.1% 10PPM CUT LENGTH

Documents

Product Drawings

622-2053LF, PCB IDC, LEAD FREE

English

CAD Files

3D PDF

3D

Customer View Model

ENG_CVM_CVM_1658525-9_B.2d_dxf.zip

English

Customer View Model

ENG_CVM_CVM_1658525-9_B.3d_igs.zip

English

Customer View Model

ENG_CVM_CVM_1658525-9_B.3d_stp.zip

English

By downloading the CAD file I accept and agree to the [Terms and Conditions](#) of use.

Datasheets & Catalog Pages



Ribbon Cable Interconnect Solutions

English