



Connectors > Terminal Blocks & Strips > PCB Terminal Blocks



Number of Positions: 20  
Terminal Block Connector Type: Header  
Connector System: Wire-to-Board  
Centerline (Pitch): 3.5 mm [.138 in]  
Number of Rows: 1

Features

Termination Features

Termination Method to PCB	Through Hole - Solder
Termination Post & Tail Length	1.9 mm[.075 in]

Body Features

Primary Product Color	Black
Product Orientation	Right Angle

Packaging Features

Packaging Method	Box
------------------	-----

Contact Features

Contact Mating Area Plating Material	Tin
Contact Base Material	Copper Magnesium
Contact Current Rating (Max)	11 A

Housing Features

Housing Material	High Temperature Polyamide
------------------	----------------------------



Centerline (Pitch)3.5 mm[.138 in]

Product Type Features

Header Type	Fully Shrouded
Terminal Block Connector Type	Header
Connector System	Wire-to-Board
Connector & Contact Terminates To	Printed Circuit Board

Configuration Features

Stacking Configuration	Side Stackable
Number of Positions	20
Number of Rows	1

Electrical Characteristics

Operating Voltage	300 VAC
-------------------	---------

Mechanical Attachment

Connector Mounting Type	Board Mount
-------------------------	-------------

Usage Conditions

Operating Temperature Range	-40 – 105 °C[-40 – 221 °F]
-----------------------------	----------------------------

Operation/Application

Circuit Application	Power & Signal
---------------------	----------------

Other

EU RoHS Compliance	Compliant
EU ELV Compliance	Compliant

Product Compliance

For compliance documentation, visit the product page on TE.com>

EU RoHS Directive 2011/65/EU	Compliant
EU ELV Directive 2000/53/EC	Compliant
China RoHS 2 Directive MIIT Order No 32, 2016	No Restricted Materials Above Threshold
EU REACH Regulation (EC) No. 1907/2006	Current ECHA Candidate List: JUNE 2024 (241) Candidate List Declared Against: JUNE 2024 (241) Does not contain REACH SVHC
Halogen Content	Low Halogen - Br, Cl, F, I < 900 ppm per homogenous material. Also BFR/CFR/PVC



Free

Solder Process Capability

Reflow solder capable to 260°C


Product Compliance Disclaimer

This information is provided based on reasonable inquiry of our suppliers and represents our current actual knowledge based on the information they provided. This information is subject to change. The part numbers that TE has identified as EU RoHS compliant have a maximum concentration of 0.1% by weight in homogenous materials for lead, hexavalent chromium, mercury, PBB, PBDE, DBP, BBP, DEHP, DIBP, and 0.01% for cadmium, or qualify for an exemption to these limits as defined in the Annexes of Directive 2011/65/EU (RoHS2). Finished electrical and electronic equipment products will be CE marked as required by Directive 2011/65/EU. Components may not be CE marked. Additionally, the part numbers that TE has identified as EU ELV compliant have a maximum concentration of 0.1% by weight in homogenous materials for lead, hexavalent chromium, and mercury, and 0.01% for cadmium, or qualify for an exemption to these limits as defined in the Annexes of Directive 2000/53/EC (ELV). Regarding the REACH Regulation, the information TE provides on SVHC in articles for this part number is based on the latest European Chemicals Agency (ECHA) ‘Guidance on requirements for substances in articles’ posted at this URL: <https://echa.europa.eu/guidance-documents/guidance-on-reach>

Compatible Parts



TE Part # 2-284507-0  
20 P. TERMI-BLOK PLUG STAC 3,8



TE Part # 2-1986692-0  
STR PLUG SPRING TYPE RH 20P, 3.50 mm



TE Part # 2-1986693-0  
STR PLUG SPRING TYPE LH 20P, 3.50 mm

Customers Also Bought




TE Part #DT04-2P  
REC, 2P, GRY, N



TE Part #DT06-2S  
PLG, 2P, GRY, N



TE Part #CAT-D487-W416  
WedgeLocks: DEUTSCH DT



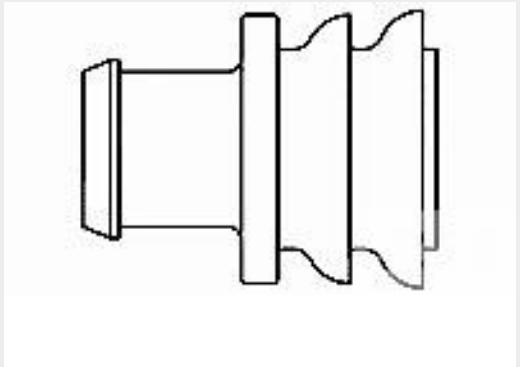
TE Part #CAT-D48-ST273  
DEUTSCH Solid Contacts



TE Part #CAT-AM71-CH8172  
AMP SUPERSEAL 1.5MM, CONNECTOR HOUSING



TE Part #206070-8  
CABLE CLAMP KIT #17



TE Part #281934-2  
SINGLE WIRE SEAL

Documents

Product Drawings



20POS HDR 90 DEG,HT,3.5MM PITCH,TL1.9MM

English

CAD Files

3D PDF

3D

Customer View Model

ENG\_CVM\_CVM\_2-2342076-0\_A.2d\_dxf.zip

English

Customer View Model

ENG\_CVM\_CVM\_2-2342076-0\_A.3d\_igs.zip

English

Customer View Model

ENG\_CVM\_CVM\_2-2342076-0\_A.3d\_stp.zip

English

By downloading the CAD file I accept and agree to the [Terms and Conditions](#) of use.

Datasheets & Catalog Pages

BUCHANAN TERMINAL BLOCKS CATALOG - EUROSTYLE TERMINAL BLOCKS

English

Product Specifications

Product Specification

English

Agency Approvals

UL

English