



MQS

TE Internal #: 1-1355730-1
PCB Mount Header, Horizontal, Wire-to-Board, 3 Position, 2.54 mm
[.1 in] Centerline, Fully Shrouded, Tin, Through Hole - Solder,
Signal, Black

[View on TE.com >](#)

Connectors > PCB Connectors > PCB Headers & Receptacles > Signal Header



PCB Connector Assembly Type: **PCB Mount Header**
PCB Mount Orientation: **Horizontal**
Connector System: **Wire-to-Board**
Number of Positions: **3**
Number of Rows: **1**

[All Signal Header \(280\)](#)

Features

Electrical Characteristics

Operating Voltage	14 VDC
Nominal Voltage Architecture	12 V

Dimensions

Connector Width	14 mm[.551 in]
PCB Thickness (Recommended)	.8 mm[.031 in]
Profile Height from PCB	5.9 mm[.232 in]
Connector Length	10.2 mm[.402 in]

Other

Interface Number	114-18063-18
EU RoHS Compliance	Compliant
EU ELV Compliance	Compliant

Packaging Features

--



Packaging Quantity	600
Packaging Method	Loose Piece

Usage Conditions

Operating Temperature (Max)	80 °C, 105 °C, 100 °C, 90 °C, 65 °C, 85 °C, 75 °C, 70 °C, 110 °C, 120 °C[212 °F]
Operating Temperature Range	-40 – 120 °C[-40 – 248 °F]

Body Features

Connector & Keying Code	A
Primary Product Color	Black

Operation/Application

Shielded	No
Circuit Application	Signal

Mechanical Attachment

Panel Mount Feature	Without
Mating Retention Type	Locking Interface
Mounting Holes	Without
Mating Retention	With
PCB Mount Retention Type	Boardlock
PCB Mount Retention	With
PCB Mount Alignment	With
Mating Alignment	With

Contact Features

Contact Size	.63mm
Mating Tab Width	.63 mm[.025 in]
Mating Tab Thickness	.63 mm[.025 in]
Contact Mating Area Plating Material	Tin
Contact Type	Tab

Configuration Features

Number of Signal Positions	3
Number of Sections	1
PCB Mount Orientation	Horizontal
Number of Positions	3



Number of Rows	1
----------------	---

Product Type Features

Mixed & Hybrid Header	No
Connector Shape	Rectangular
PCB Connector Assembly Type	PCB Mount Header
Connector System	Wire-to-Board
Header Type	Fully Shrouded
Sealable	No
Connector & Contact Terminates To	Printed Circuit Board

Termination Features

Termination Method to PCB	Through Hole - Solder
---------------------------	-----------------------

Housing Features

Centerline (Pitch)	2.54 mm[.1 in]
--------------------	----------------

Industry Standards

UL Flammability Rating	UL 94HB
------------------------	---------

Product Compliance

For compliance documentation, visit the product page on TE.com>

EU RoHS Directive 2011/65/EU	Compliant
EU ELV Directive 2000/53/EC	Compliant
China RoHS 2 Directive MIIT Order No 32, 2016	No Restricted Materials Above Threshold
EU REACH Regulation (EC) No. 1907/2006	Current ECHA Candidate List: JUNE 2024 (241) Candidate List Declared Against: JUNE 2024 (241) Does not contain REACH SVHC
Halogen Content	Low Halogen - Br, Cl, F, I < 900 ppm per homogenous material. Also BFR/CFR/PVC Free
Solder Process Capability	Wave solder capable to 240°C

Product Compliance Disclaimer

This information is provided based on reasonable inquiry of our suppliers and represents our current actual knowledge based on the information they provided. This information is subject to change. The part numbers that TE has identified as EU RoHS compliant have a maximum concentration of 0.1% by weight in homogenous materials for lead, hexavalent chromium, mercury, PBB, PBDE, DBP, BBP, DEHP, DIBP, and 0.01% for cadmium, or qualify for an exemption to these limits as defined in the Annexes of Directive 2011/65/EU (RoHS2). Finished electrical and electronic equipment products will be CE marked as required by Directive 2011/65/EU. Components may not be CE marked. Additionally, the part



numbers that TE has identified as EU ELV compliant have a maximum concentration of 0.1% by weight in homogenous materials for lead, hexavalent chromium, and mercury, and 0.01% for cadmium, or qualify for an exemption to these limits as defined in the Annexes of Directive 2000/53/EC (ELV). Regarding the REACH Regulation, the information TE provides on SVHC in articles for this part number is based on the latest European Chemicals Agency (ECHA) ‘Guidance on requirements for substances in articles’ posted at this URL: <https://echa.europa.eu/guidance-documents/guidance-on-reach>

Compatible Parts




TE Part # CAT-M8793-CH8172
MQS, CONNECTOR HOUSING




TE Part # 1-929089-1
3POS MQS FFC REC COD A


Customers Also Bought




TE Part #185226-1
26pos MQS .63 header 180deg




TE Part #2315834-3
6POS,HSD DIA 0.6,HDR ASSY,90DEG, COD C




TE Part #2323854-4
TAB0.63X0.63,MS




TE Part #6-1414920-0
V23086R1801A403-EV-CBOX




TE Part #1-2219648-1
020/060 36P HDR ASSY




TE Part #2312311-7
V23717A9011X003-SZ-CBOX




TE Part #2315928-4
TAB1.5X0.8,MS,PLATED



TE Part #2355368-4
TAB1.2X0.63,MS,PLATED



TE Part #2401553-2
TAB0.5X0.4,MS,PLATED



TE Part #1-2437389-1
2POS,MQS,REC HSG

Documents

Product Drawings



3pos MQS .63 header 90deg

English

CAD Files

Customer View Model

ENG_CVM_1-1355730-1_D2.3d_igs.zip

English

Customer View Model

ENG_CVM_1-1355730-1_D2.3d_stp.zip

English

Customer View Model

ENG_CVM_1-1355730-1_D2.2d_dxf.zip

English

3D PDF

English

3D PDF

3D

Customer View Model

ENG_CVM_CVM_1-1355730-1_A.2d_dxf.zip

English

Customer View Model

ENG_CVM_CVM_1-1355730-1_A.3d_igs.zip

English

Customer View Model

ENG_CVM_CVM_1-1355730-1_A.3d_stp.zip

English

By downloading the CAD file I accept and agree to the [Terms and Conditions](#) of use.

Product Specifications

Application Specification

German