



M12 Connector

TE Internal #: T4130512041-000

4 Position Circular Connector, Wire-to-Panel, Sealable, Wire & Cable, Signal, Panel Mount, Reverse Gender, Nickel, Copper Alloy, Code D, M12 Connector

[View on TE.com >](#)

Connectors > Circular Connectors > Standard Circular Connectors > M12 Panel Mount Solder Cups



Number of Positions: 4

Connector System: **Wire-to-Panel**

Sealable: **Yes**

Connector & Contact Terminates To: **Wire & Cable**

Contact Current Rating (Max): 4 A

[All M12 Panel Mount Solder Cups \(56\)](#)

Features

Electrical Characteristics

Operating Voltage	250 VDC
-------------------	---------

Packaging Features

Packaging Quantity	1
--------------------	---

Industry Standards

UL Flammability Rating	UL 94HB
------------------------	---------

Other

Field Serviceable	Yes
EU RoHS Compliance	Compliant with Exemptions
EU ELV Compliance	Compliant with Exemptions

Usage Conditions

IP Dust Sealing Level	6
IP Water Sealing Level	IP67



Operating Temperature Range	-40 – 85 °C[-40 – 185 °F]
-----------------------------	---------------------------

Body Features

O-Ring Material	Silicone
Environmental Protection	IP67
Environmental Protection Type	Elastomer Sealed
Primary Product Color	Black
Peripheral Seal Material	Silicone
Shell Plating Material	Nickel
Shell Base Material	Copper Alloy
Circular Connector Insulation Material Type	Polyamide 66 GF25
Hermetically Sealed	Yes

Mechanical Attachment

Mating Retention Type	Threaded Coupling
Mating Alignment	With
Connector Mounting Type	Panel Mount
Polarization Code	D
Mating Alignment Type	Keyed

Operation/Application

Durability Rating	100 Cycles
Circuit Application	Signal
Shielded	No

Product Type Features

Assembly Requirement	Factory Assembled
Circular Connector Shell Type	Metal-Shell
Connector Product Type	Connector Assembly
Assembly Type	Electrical Connector
Connector System	Wire-to-Panel
Sealable	Yes
Connector & Contact Terminates To	Wire & Cable
Circular Connector Type	Plug
Shell Type	Metal

Configuration Features

--	--



Keying & Polarized Position Locations	D
Factory Installed Backshell	No
Number of Positions	4
Number of Power Positions	0
Number of Signal Positions	4
Contacts Preloaded	Yes

Contact Features

Contact Current Rating (Max)	4 A
Reverse Gender	Yes
Circular Connector Contact Type	Pin

Housing Features

Circular Connector Shell Size	18
-------------------------------	----

Dimensions

Wire Size	18 – 24 AWG
-----------	-------------

Product Compliance

For compliance documentation, visit the product page on TE.com>

EU RoHS Directive 2011/65/EU	Compliant with Exemptions
EU ELV Directive 2000/53/EC	Compliant with Exemptions
China RoHS 2 Directive MIIT Order No 32, 2016	Restricted Materials Above Threshold
EU REACH Regulation (EC) No. 1907/2006	Current ECHA Candidate List: JUNE 2024 (241) Candidate List Declared Against: JUNE 2024 (241) SVHC > Threshold: Pb (4% in Component Part) <b>Article Safe Usage Statements:</b> Do not eat, drink or smoke when using this product. Wash thoroughly after handling. Recycle if possible and dispose of the article by following all applicable governmental regulations relevant to your geographic location.
Halogen Content	Low Halogen - Br, Cl, F, I < 900 ppm per homogenous material. Also BFR/CFR/PVC Free
Solder Process Capability	Not applicable for solder process capability


Product Compliance Disclaimer

This information is provided based on reasonable inquiry of our suppliers and represents our current actual knowledge based on the information they provided. This information is subject to change. The part numbers that TE has identified as EU RoHS compliant have a maximum concentration of 0.1% by weight in homogenous materials for lead, hexavalent chromium, mercury, PBB, PBDE, DBP, BBP, DEHP, DIBP, and 0.01% for cadmium, or qualify for an exemption to these




limits as defined in the Annexes of Directive 2011/65/EU (RoHS2). Finished electrical and electronic equipment products will be CE marked as required by Directive 2011/65/EU. Components may not be CE marked. Additionally, the part numbers that TE has identified as EU ELV compliant have a maximum concentration of 0.1% by weight in homogenous materials for lead, hexavalent chromium, and mercury, and 0.01% for cadmium, or qualify for an exemption to these limits as defined in the Annexes of Directive 2000/53/EC (ELV). Regarding the REACH Regulation, the information TE provides on SVHC in articles for this part number is based on the latest European Chemicals Agency (ECHA) ‘Guidance on requirements for substances in articles’ posted at this URL: <https://echa.europa.eu/guidance-documents/guidance-on-reach>


Compatible Parts




TE Part # CAT-SI113-M1C  
M12 D-code 4pin Male to Female  
Cable Assembly, Cat5e TPE 24AWG  
Unshielded




TE Part # CAT-SI113-M1A  
M12 D-code 4pin Male to Female  
Cable Assembly, Cat5e PVC 22AWG  
Shielded



TE Part # T4110501041-000  
M12,FEMALE,STRAIGHT,D CODE,4P,  
PG7,GOLD




TE Part # CAT-SI113-M1B  
M12 D-code 4pin Male to Female  
Cable Assembly, Cat5e Polyurethane  
22AWG Shielded




TE Part # CAT-SI113-M1  
M12 D-code 4pin Male to Female  
Cable Assembly, Cat5e TPE 24AWG  
Shielded


Also in the Series | M12 Connector




Connector Hardware(11)



Connector Seals & Cavity Plugs(4)

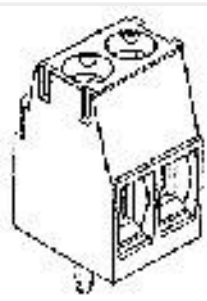


M8/M12 Cable Assemblies(230)




Standard Circular Connectors(793)

Customers Also Bought




TE Part #1-284391-2  
TERMI-BLOK PCB SIDE ENTRY STAC



TE Part #87988-4  
04 MODI BDMNT RCPT SR .156CL



TE Part #1-1634002-0  
MMCX R/A Plg Hex 50Ohm Gold  
RG174A/U, 18



TE Part #5069694007  
CGPT-2.4/1.2-X-SP



TE Part #CU6585-000  
WCSM-110/30-1000/S(S5)



TE Part #TCX38721112-004  
RPC-M12X-8MS-3.0SH-RJ45-8MS-PVC



TE Part #394863-E  
M12 METAL SHELL, MALE, VERT,  
13MM, D9.55



TE Part #1-1105050-1  
HN.D-C-STI.AG.0,14



TE Part #1-1105051-1  
HN.D-C-BU.AG.0,14



TE Part #2-1102496-7  
HD-K.24.STS-GR.1.21

Documents

Product Drawings

M12,REAR MOUNT,MALE,D,4P,SOLDER WIRE

English

CAD Files

Customer View Model

ENG\_CVM\_CVM\_T4130512041-000\_B.3d\_igs.zip

English

Customer View Model

ENG\_CVM\_CVM\_T4130512041-000\_B.3d\_stp.zip

English

Customer View Model

ENG\_CVM\_CVM\_T4130512041-000\_B.2d\_dxf.zip

English

3D PDF

3D

By downloading the CAD file I accept and agree to the [Terms and Conditions](#) of use.

Datasheets & Catalog Pages





M8 / M12 Connector System Catalog

English

Product Specifications

Application Specification

English

Agency Approvals

UL Report

English