SHELL	A	B	C	D	E
37	69.32	63.50	55.68	54.71	49.68
25	53.03	47.04	39.12	38.25	33.12
15	39.14	33.32	25.18	24.54	19.18
09	30.81	24.99	16.96	16.21	10.96

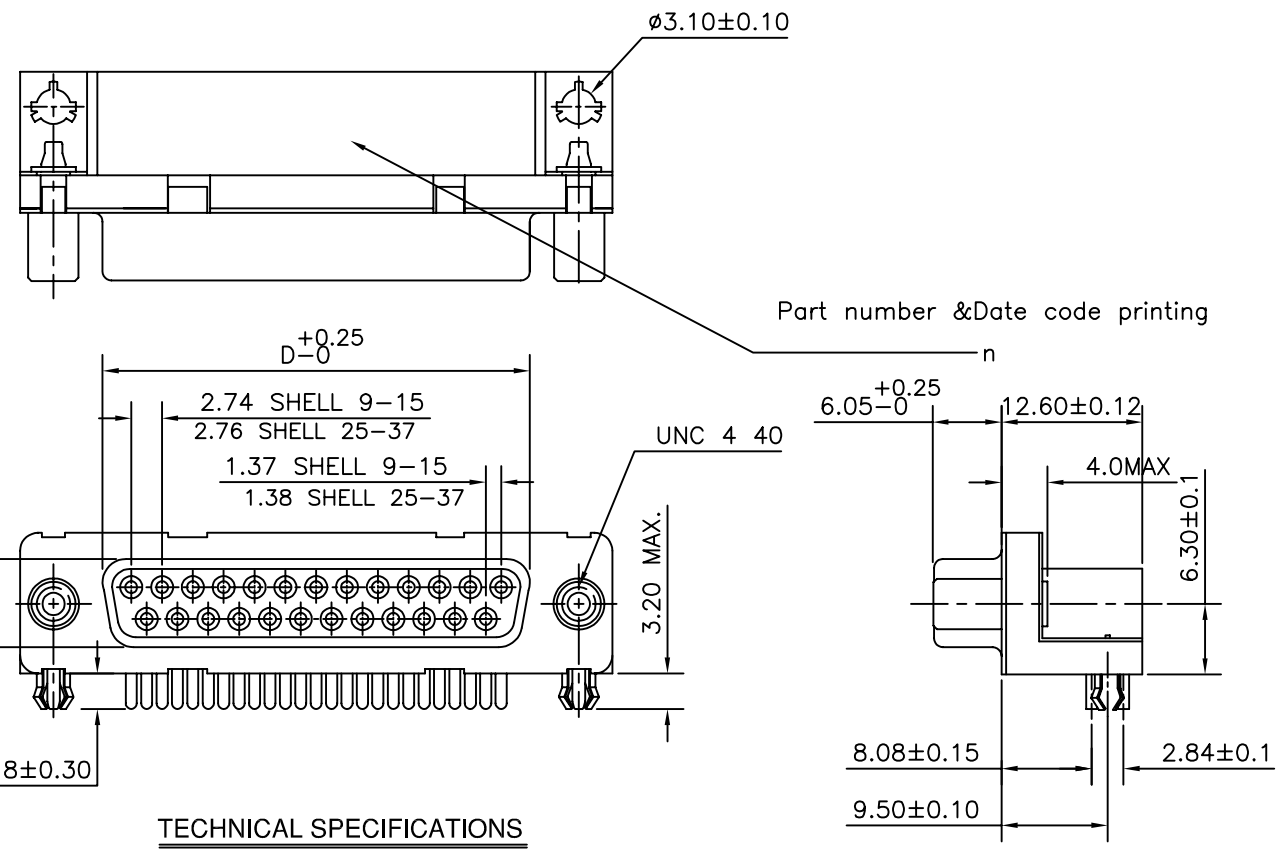

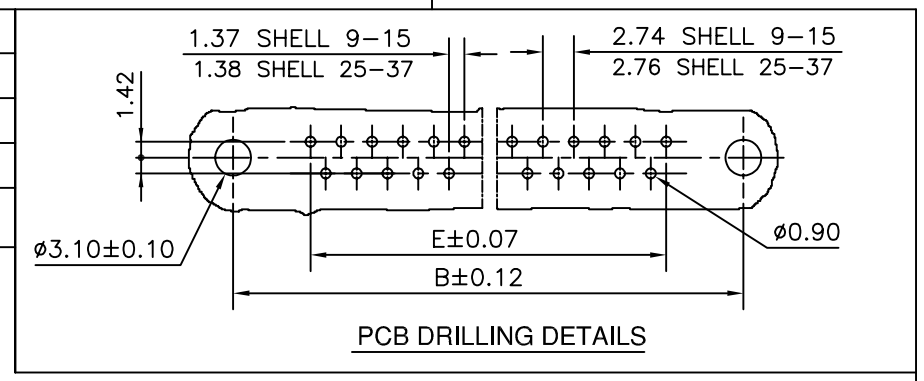

PCB DRILLING DETAILS

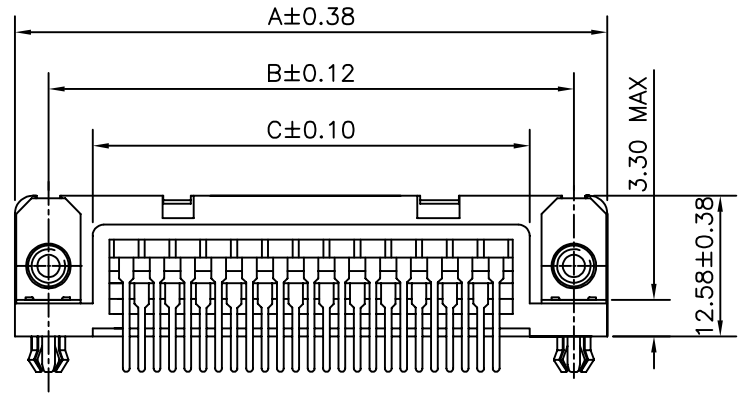

TECHNICAL SPECIFICATIONS

MATERIAL

SHELL	:	STEEL TIN/Zinc Cr 3 PLATED.
INSULATORS	:	SELF EXTINGUISHING BLACK POLYESTER UL CLASS 94V0
		THE HOUSING WILL WITHSTAND EXPOSURE TO 260-265°C IF WE USE PROTECTIVE ADHESIVE (type Kapton or Teflon) OR PROTECTIVE METALLIC DEVICE
CONTACTS	:	COPPER ALLOY

PLATING

ACTIVE ZONE	:	GOLD OVER NICKEL
TERMINATION ZONE	:	TIN LEAD OVER NICKEL
FOR LEAD FREE PLATING	:	2μMIN.MATTE TIN TOP OVER 1.27μ MIN.NICKEL UNDER PLATE(ON TERMINATION ZONE)
METAL BRACKET	:	BRASS,TIN/Zinc Cr 3 PLATED.
HARPOON	:	BRASS,TIN PLATED.
SCREW LOCK	:	BRASS,TIN/Zinc Cr 3 PLATED.

ELECTRICAL DATA

MAX.CURRENT RATING	:	5A
TEST VOLTAGE	:	1000V
RATED VOLTAGE	:	300V
CONTACT RESISTANCE	:	≤ 25mΩ
SHELL RESISTANCE	:	≤ 5mΩ
INSULATION RESISTANCE	:	≥ 5000MΩ

ENVIRONMENTAL CHARACTERISTICS.

OPERATING TEMPERATURE RANGE	:	-55°C +125°C

MECHANICAL CHARACTERISTICS

MATING/UNMATING CYCLES (MIN)	:	200 (FLASH Au); 500 (0.76μ Au)
INSERTION/EXTRACTION FORCE PER CONTACT	:	5 N Max./ 0.3 N Min.

ORDERING INFORMATION

I D 2 5 S 3 3 E 4 G V 0 0 L F

SERIES

NO.OF CONTACTS
09,15,25 & 37

TYPE OF CONTACTS
S-SOCKET

TYPE OF TERMINATION
33-ANGLED SPILL
PITCH 2.84 USA
FOOT PRINT 8.08 USA

HEIGHT OF TERMINATION
E-3.18 US STANDARD

LEAD FREE

SPECIAL CODE
00->STANDARD

MOUNTING OPTIONS
GV->HARPOON+F.SCREW LOCK UNC 4 40+METAL BRACKET
PV->FEMALE SCREW LOCK UNC 4 40
GI->HARPOON+F.SCREW LOCK M3+METAL BRACKET

PLATING
4->FLASH Au+Sn/SnPb
6->0.76μ Au+Sn/SnPb

"This LF product meets European Union Directives and other country regulations as described in GS-22-008"

The housing will withstand exposure to 260°C peak temperature for 3.5 seconds in a wave solder application with a 1.6mm minimum thick circuit board.

Packaging as per GS-14-920

mat'l. code				surface	tolerance	projection
SEE NOTE 4				ISO 1302	ISO 406 ISO 1101	
ltr	ecn no	dr	date	tolerances unless otherwise specified		
D	106-0074	GVJ	2006/06/08	angles	linear	MM
E	110-0034	NG	2010-01-30	0°±1°	.00±0.1 / .000±.00X	scale —
				dr	GEORGE.V.JOSEPH	1998/12/16
				engr	GEORGE.V.JOSEPH	1998/12/16
				chr	NIRMAL.GEORGE	2010-01-30
				appd	SUDHIR.VARMA	2010-01-30

sheet index	revision	E
	sheet	1

product family: DELTA-D

title: DELTA-D A/S FEMALE CONNECTOR (GV VER.) (WITH FEM. SCREW LOCK,HARPOON & METAL BRACKET)

dwg no: C-DD-0028 — sheet 1 of 1 — size A3

type: Product Customer Drawing

Copyright FCI
FCIconnect.com
Printed: Jan 18, 2011
STATUS:Released
PDM: Rev:E
form: A3