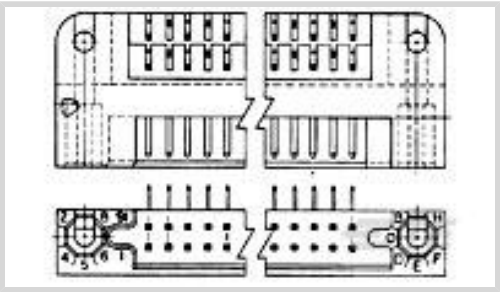


TE Internal #: 531720-9  
PCB Mount Header, Right Angle, Board-to-Board, 90 Position, 1.9 mm [.075 in] Centerline, Partially Shrouded, Gold (Au), Through Hole - Solder, Signal

[View on TE.com >](#)



Connectors > PCB Connectors > PCB Headers & Receptacles



PCB Connector Assembly Type: **PCB Mount Header**  
PCB Mount Orientation: **Right Angle**  
Connector System: **Board-to-Board**  
Number of Positions: **90**  
Number of Rows: **2**

Features

Product Type Features

PCB Connector Assembly Type	PCB Mount Header
Connector System	Board-to-Board
Header Type	Partially Shrouded
Sealable	No
Connector & Contact Terminates To	Printed Circuit Board

Configuration Features

Stackable	No
PCB Mount Orientation	Right Angle
Number of Positions	90
Number of Rows	2

Body Features

Primary Product Color	Blue
-----------------------	------

Contact Features

Contact Mating Area Plating Material Thickness	1.27 μm[50 μin]
Mating Square Post Dimension	.64 mm[.025 in]
	.205 in
Contact Layout	Staggered
Contact Base Material	Brass



PCB Contact Termination Area Plating Material	Tin-Lead
Contact Mating Area Plating Material	Gold (Au)
Contact Type	Pin
Contact Current Rating (Max)	3 A

Termination Features

Rectangular Termination Post & Tail Width	.45 mm[.018 in]
Rectangular Termination Post & Tail Thickness	.4 mm[.016 in]
Termination Post & Tail Length	3.18 mm[.125 in]
Termination Method to PCB	Through Hole - Solder

Mechanical Attachment

Mating Alignment Type	Polarizing Rib
PCB Mount Retention Type	Mounting Hole
PCB Mount Retention	With
Connector Mounting Type	Panel Mount
Mating Alignment	With

Housing Features

Housing Material	Polyester - GF
Centerline (Pitch)	1.9 mm[.075 in]

Dimensions

Row-to-Row Spacing	3.17 mm, 3.18 mm[.125 in]
Stack Height	15.24 mm[.6 in]
PCB Thickness (Recommended)	2.44 mm[.096 in]
Connector Height	13.28 mm[.523 in]

Usage Conditions

Operating Temperature Range	-65 – 125 °C[-85 – 257 °F]
-----------------------------	----------------------------

Operation/Application

Assembly Process Feature	None
Circuit Application	Signal

Industry Standards

UL Flammability Rating	UL 94V-0
------------------------	----------

Packaging Features

Packaging Quantity	2
--------------------	---



Packaging Method	Package
------------------	---------

Product Compliance

For compliance documentation, visit the product page on TE.com>

EU RoHS Directive 2011/65/EU	Compliant
EU ELV Directive 2000/53/EC	Compliant
China RoHS 2 Directive MIIT Order No 32, 2016	No Restricted Materials Above Threshold
EU REACH Regulation (EC) No. 1907/2006	Current ECHA Candidate List: JUNE 2024 (241) Candidate List Declared Against: JAN 2019 (197) SVHC > Threshold: Not Yet Reviewed
Halogen Content	Not Yet Reviewed for halogen content
Solder Process Capability	Wave solder capable to 265°C

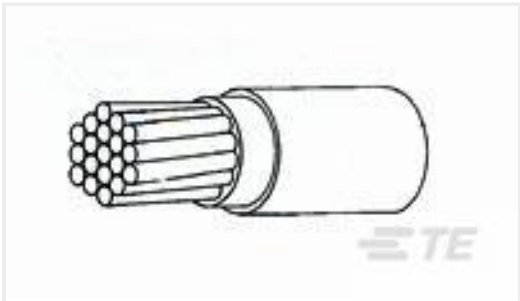
Product Compliance Disclaimer

This information is provided based on reasonable inquiry of our suppliers and represents our current actual knowledge based on the information they provided. This information is subject to change. The part numbers that TE has identified as EU RoHS compliant have a maximum concentration of 0.1% by weight in homogenous materials for lead, hexavalent chromium, mercury, PBB, PBDE, DBP, BBP, DEHP, DIBP, and 0.01% for cadmium, or qualify for an exemption to these limits as defined in the Annexes of Directive 2011/65/EU (RoHS2). Finished electrical and electronic equipment products will be CE marked as required by Directive 2011/65/EU. Components may not be CE marked. Additionally, the part numbers that TE has identified as EU ELV compliant have a maximum concentration of 0.1% by weight in homogenous materials for lead, hexavalent chromium, and mercury, and 0.01% for cadmium, or qualify for an exemption to these limits as defined in the Annexes of Directive 2000/53/EC (ELV). Regarding the REACH Regulations, TE’s information on SVHC in articles for this part number is still based on the European Chemical Agency (ECHA) ‘Guidance on requirements for substances in articles’(Version: 2, April 2011), applying the 0.1% weight on weight concentration threshold at the finished product level. TE is aware of the European Court of Justice ruling of September 10th, 2015 also known as O5A (Once An Article Always An Article) stating that, in case of ‘complex object’, the threshold for a SVHC must be applied to both the product as a whole and simultaneously to each of the articles forming part of its composition. TE has evaluated this ruling based on the new ECHA “Guidance on requirements for substances in articles” (June 2017, version 4.0) and will be updating its statements accordingly.

Compatible Parts




Customers Also Bought



TE Part #2820723003  
44A0112-22-9



TE Part #211600-2  
DUST COVER,SZ 2,NIC 600



TE Part #1-1617073-2  
3SBC2000A2 = M39016/13-055P



TE Part #52273  
TERMINAL,PIDG R IR 22 4

Documents

Product Drawings

2 ROW BOX PIN 90 POS R/A

English

CAD Files

3D PDF

3D

Customer View Model

ENG\_CVM\_CVM\_531720-9\_F\_c-531720-9-f.2d\_dxf.zip

English

Customer View Model

ENG\_CVM\_CVM\_531720-9\_F\_c-531720-9-f.3d\_igs.zip

English

Customer View Model

ENG\_CVM\_CVM\_531720-9\_F\_c-531720-9-f.3d\_stp.zip

English

By downloading the CAD file I accept and agree to the [Terms and Conditions](#) of use.

Product Specifications

Application Specification

English