1. External Dimensions (Unit:m/m)

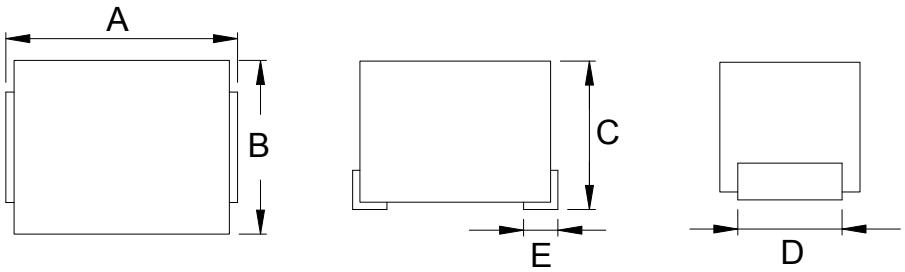

TYPE	A	B	C	D	E	Q'Ty/Reel
ANL322522	3.2±0.2	2.5±0.2	2.2±0.2	1.9±0.2	0.5Ref	2000

2. Part Number Code

ANL	322522	LC	J	331
A	B	C	D	E

A: Series Name — Wire Wound Chip Inductors
B: Dimensions(mm) — 322522:3.2×2.5×2.2
C: Internal controls
D: Tolerance — J：±5%
E: Inductance — 331=330uH

3. Electrical Characteristics

Part Number	Inductance (uH)	Tolerance	Q Min.	DCR (Ω) Max.	IDC (mA)Max.	SRF (MHz)Min.	L,Q Test Frequency (MHz)
ANL322522LCJ331	330.0	±5%	20.0	34.0	40.0	5.0	0.796

4. Curve
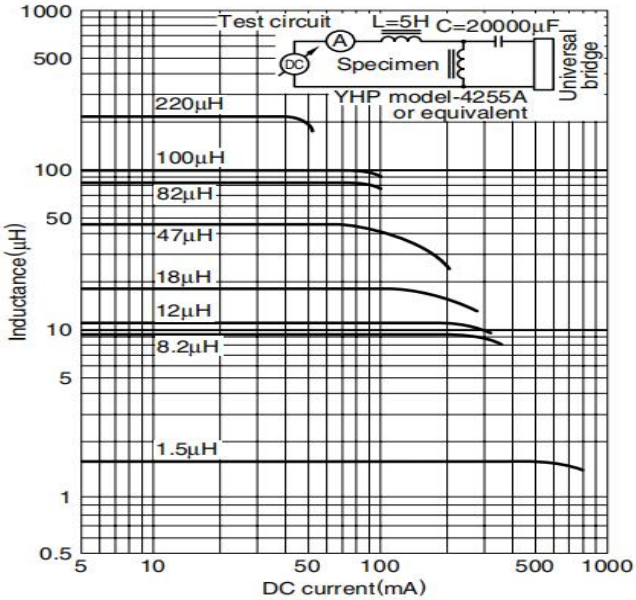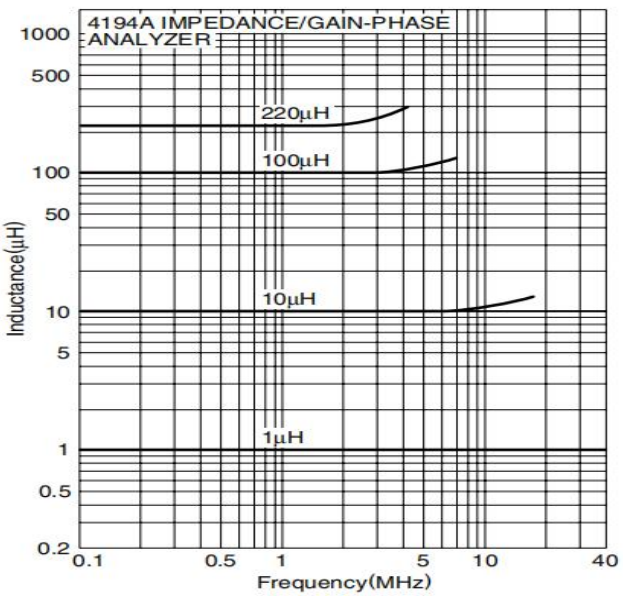
Typical electrical characteristics inductance change vs.DC superposition characteristics