



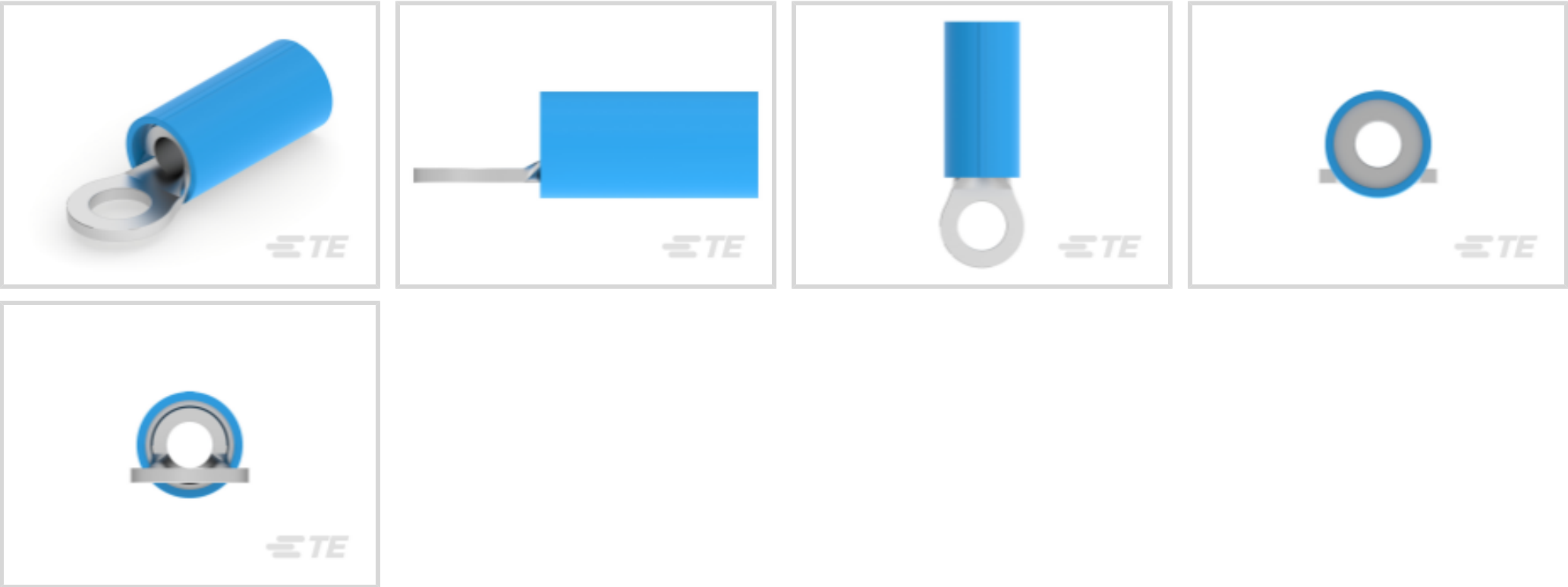
PIDG

TE Internal #: 2-320561-3

Closed Ring Tongue Terminal, 16 AWG, #6 / M3.5 Stud, 3.68 mm [.145 in] Stud Diameter, Closed Barrel, Straight, Tin Plating, Partially Insulated, PIDG

[View on TE.com >](#)

Terminals & Splices > Ring Terminals > PIDG Ring Tongue Terminals



Ring Terminal Product Type: Closed Ring Tongue Terminal

Wire Size: 2800 CMA

Stud Size: #6, M3.5

Stud Diameter: 3.68 mm [.145 in]

[All PIDG Ring Tongue Terminals \(410\)](#)

Features

Product Type Features

| | |
|--|-----------------------------|
| Ring Terminal Product Type | Closed Ring Tongue Terminal |
| Stud Size | #6, M3.5 |
| Sealable | No |
| Wire Insulation Support Retention Type | Insulation Restriction |

Configuration Features

| | |
|-----------------|---|
| Number of Holes | 1 |
|-----------------|---|

Electrical Characteristics

| | |
|----------------|-------|
| Voltage Rating | 300 V |
|----------------|-------|

Body Features

| | |
|----------------|-------|
| Product Weight | .87 g |
| Stripe Color | Blue |

Contact Features

| | |
|---------------------|---------|
| Military Part Class | Class I |
|---------------------|---------|



| | |
|---------------------------|----------|
| Barrel Type | Closed |
| Terminal Orientation | Straight |
| Terminal Plating Material | Tin |

Mechanical Attachment

| | |
|-------------------------|------|
| Wire Insulation Support | With |
|-------------------------|------|

Dimensions

| | |
|--------------------------------------|------------------------------|
| Wire Size | 2800 CMA |
| Stud Diameter | 3.68 mm [.145 in] |
| Tongue Thickness | .79 mm [.031 in] |
| Product Length | 19.43 mm [.765 in] |
| Compatible Insulation Diameter (Max) | 3.3 mm [.13 in] |
| Compatible Insulation Diameter Range | 1.6 – 3.3 mm [.063 – .13 in] |

Usage Conditions

| | |
|-------------------|---------------------|
| Insulation Option | Partially Insulated |
|-------------------|---------------------|

Operation/Application

| | |
|---------------------------------------|--------|
| Compatible With Wire Base Material | Copper |
| Compatible With Wire Plating Material | Tin |

Industry Standards

| | |
|-------------------------------|-----|
| Government Qualified Terminal | Yes |
|-------------------------------|-----|

Packaging Features

| | |
|--------------------|-------------|
| Packaging Quantity | 500 |
| Packaging Method | Loose Piece |

Product Compliance

For compliance documentation, visit the product page on TE.com>

| | |
|---|--|
| EU RoHS Directive 2011/65/EU | Compliant |
| EU ELV Directive 2000/53/EC | Compliant |
| China RoHS 2 Directive MIIT Order No 32, 2016 | No Restricted Materials Above Threshold |
| EU REACH Regulation (EC) No. 1907/2006 | Current ECHA Candidate List: JUNE 2024 (241) Candidate List Declared Against: JAN 2023 (233) Does not contain REACH SVHC |



| | |
|---------------------------|--|
| Halogen Content | Not Low Halogen - contains Br or Cl > 900 ppm. |
| Solder Process Capability | Not applicable for solder process capability |

Product Compliance Disclaimer

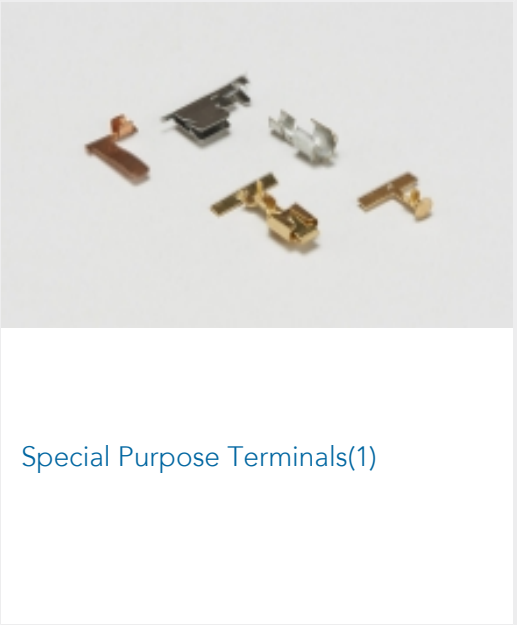





This information is provided based on reasonable inquiry of our suppliers and represents our current actual knowledge based on the information they provided. This information is subject to change. The part numbers that TE has identified as EU RoHS compliant have a maximum concentration of 0.1% by weight in homogenous materials for lead, hexavalent chromium, mercury, PBB, PBDE, DBP, BBP, DEHP, DIBP, and 0.01% for cadmium, or qualify for an exemption to these limits as defined in the Annexes of Directive 2011/65/EU (RoHS2). Finished electrical and electronic equipment products will be CE marked as required by Directive 2011/65/EU. Components may not be CE marked. Additionally, the part numbers that TE has identified as EU ELV compliant have a maximum concentration of 0.1% by weight in homogenous materials for lead, hexavalent chromium, and mercury, and 0.01% for cadmium, or qualify for an exemption to these limits as defined in the Annexes of Directive 2000/53/EC (ELV). Regarding the REACH Regulation, the information TE provides on SVHC in articles for this part number is based on the latest European Chemicals Agency (ECHA) 'Guidance on requirements for substances in articles' posted at this URL: <https://echa.europa.eu/guidance-documents/guidance-on-reach>

Compatible Parts

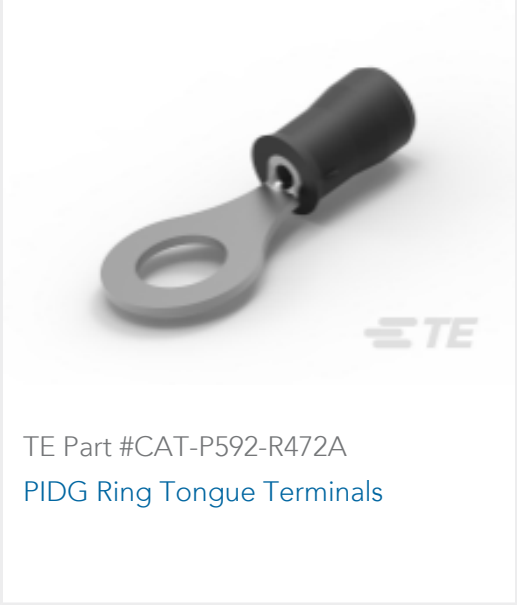
| | | | |
|--|--|--|--|
| TE Part # 2392021-2 RED BATTERY DAHT KIT 220V (47689-4) | TE Part # 47807-1 DIES PIDG 16-14 DIE SET | TE Part # 47806-2 DIES PIDG 22-16 DIE SET | TE Part # 58423-1 DIE, RBY IS9252 |
| TE Part # 59170 T-HEAD PIDG SH 26-14 ASSY | TE Part # 58433-3 PRO CR ASSY, RBY IS9252 | TE Part # 47386-4 DAHT PG PIDG 26-16 ASSY | TE Part # 47387 DAHT PG PIDG 20-14 ASSY |
| TE Part # 59250 T-HEAD PIDG 26-14 ASSY | TE Part # 2392021-1 RED BATTERY DAHT KIT 110V (47689-4) | TE Part # 169404 CERTI-LOK DIE | TE Part # 2063030-1 SDE DIESET, RBY, UL |



Also in the Series | PIDG



Customers Also Bought



Documents

Product Drawings
TERMINAL,PIDG R IR 16 6

English

CAD Files
3D PDF

3D



Customer View Model

[ENG_CVM_CVM_2-320561-3_AA.2d_dxf.zip](#)

English

Customer View Model

[ENG_CVM_CVM_2-320561-3_AA.3d_igs.zip](#)

English

Customer View Model

[ENG_CVM_CVM_2-320561-3_AA.3d_stp.zip](#)

English

By downloading the CAD file I accept and agree to the [Terms and Conditions](#) of use.

Agency Approvals

[CSA Certificate](#)

English

[CSA Certificate](#)

English