




Connectors > PCB Connectors > Card Edge Connectors > Card Edge Power Connectors



Connector System: **Board-to-Board**
Number of Positions: **34**
Centerline (Pitch): **1.27 mm [.05 in]**
Contact Current Rating (Max): **25 A**
Circuit Application: **Power & Signal**

Features

Product Type Features

Connector & Contact Terminates To	Printed Circuit Board
Connector Mates With	Printed Circuit Board
Connector & Housing Type	Receptacle
Connector System	Board-to-Board

Configuration Features

PCB Mount Orientation	Vertical
Number of Positions	34
Number of Power Positions	10
Number of Signal Positions	24
Number of Dual Positions	5

Electrical Characteristics

Operating Voltage	250 V
-------------------	-------

Body Features

Primary Product Color	Black
-----------------------	-------

Contact Features

PCB Contact Termination Area Plating Material Finish	Matte
Contact Mating Area Plating Material Thickness	.76 µm[29.92 µin]
PCB Contact Termination Area Plating Material Thickness	3.05 µm, 3.81 µm[120 µin][150 µin]
Contact Layout	Inline



Contact Base Material	Copper Alloy
PCB Contact Termination Area Plating Material	Tin
Contact Type	Socket
Contact Current Rating (Max)	25 A
Contact Mating Area Plating Material	Gold (Au)

Termination Features

Termination Method to PCB	Surface Mount
---------------------------	---------------

Mechanical Attachment

Connector Mounting Type	Board Mount
Mating Retention Type	Latch
PCB Mount Retention	With
Mating Retention	With
PCB Mount Retention Type	Boardlock
Mating Alignment	With
PCB Mount Alignment	Without

Housing Features

Housing Material	Glass-Filled Polyester
Centerline (Pitch)	1.27 mm[.05 in]

Dimensions

Card Slot Depth	6 mm[.236 in]
Row-to-Row Spacing	6.75 mm[.266 in]
Accepts Card Thickness	1.57 mm[.062 in]
Accepts Card Width	73.97 mm[2.91 in]
Connector Height	19.25 mm[.758 in]
Power Contact Centerline	9.7 mm[.381 in]

Operation/Application

Circuit Application	Power & Signal
---------------------	----------------

Industry Standards

Compatible With Agency/Standards Products	CSA, UL
UL Flammability Rating	UL 94V-0
Compatible With Approved Standards Products	CSA 1935071, UL 1977

Packaging Features

--	--



Packaging Quantity	26
Packaging Method	Box & Tray, Tray

Product Compliance

For compliance documentation, visit the product page on TE.com>

EU RoHS Directive 2011/65/EU	Compliant
EU ELV Directive 2000/53/EC	Compliant
China RoHS 2 Directive MIIT Order No 32, 2016	No Restricted Materials Above Threshold
EU REACH Regulation (EC) No. 1907/2006	Current ECHA Candidate List: JUNE 2024 (241) Candidate List Declared Against: JUNE 2024 (241) Does not contain REACH SVHC
Halogen Content	Not Low Halogen - contains Br or Cl > 900 ppm.
Solder Process Capability	Reflow solder capable to 260°C

Product Compliance Disclaimer

This information is provided based on reasonable inquiry of our suppliers and represents our current actual knowledge based on the information they provided. This information is subject to change. The part numbers that TE has identified as EU RoHS compliant have a maximum concentration of 0.1% by weight in homogenous materials for lead, hexavalent chromium, mercury, PBB, PBDE, DBP, BBP, DEHP, DIBP, and 0.01% for cadmium, or qualify for an exemption to these limits as defined in the Annexes of Directive 2011/65/EU (RoHS2). Finished electrical and electronic equipment products will be CE marked as required by Directive 2011/65/EU. Components may not be CE marked. Additionally, the part numbers that TE has identified as EU ELV compliant have a maximum concentration of 0.1% by weight in homogenous materials for lead, hexavalent chromium, and mercury, and 0.01% for cadmium, or qualify for an exemption to these limits as defined in the Annexes of Directive 2000/53/EC (ELV). Regarding the REACH Regulation, the information TE provides on SVHC in articles for this part number is based on the latest European Chemicals Agency (ECHA) 'Guidance on requirements for substances in articles' posted at this URL: <https://echa.europa.eu/guidance-documents/guidance-on-reach>

Also in the Series | CROWN EDGE

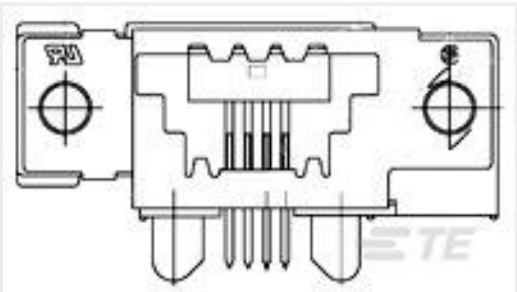
Card Edge Power Connectors(30)

Connector Contacts(1)

Power Contacts(1)

Standard Edge Connectors(2)

Customers Also Bought



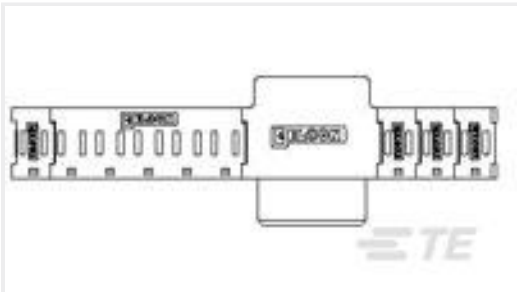
TE Part #1-1761186-1
4 SDL SE O-S RCPT ASSY



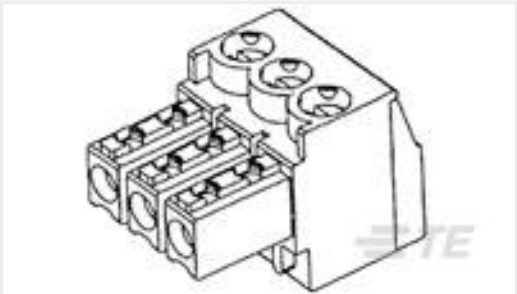
TE Part #1-66101-5
III+ SKT,18-16,30AU>10,SMPACK




TE Part #3-6450840-5
MBXLE R/A HEADER 1P+24S+1P



TE Part #6646742-1
CONN,SKT,RT<,SLDR,FLATPAQ



TE Part #796693-8
8 POS TERMI-BLOK PLUG STACK



TE Part #CAT-D3304-SO1399
DDR4 DIMM SOCKETS



TE Part #6469602-3
3.43 MM CONTACT TAIL LENGTH
DUAC

Documents

CAD Files

Customer View Model

ENG_CVM_1926024-4_F.3d_igs.zip

English

Customer View Model

ENG_CVM_1926024-4_F.3d_stp.zip

English

Customer View Model

ENG_CVM_1926024-4_F.2d_dxf.zip

English

3D PDF

English

By downloading the CAD file I accept and agree to the [Terms and Conditions](#) of use.

Product Specifications

Application Specification

English