



Terminals & Splices > Splices



Splice Type: **Butt Splice**

Wire Size: **1.25 – 2 mm²**

Sealable: **No**

Splice Features: **Serrated**

Features

Product Type Features

Splice Accessory Type	Splice
Splice Type	Butt Splice
Sealable	No
Compatible With Discrete Wire Type	Solid, Stranded
Wire Insulation Support Retention Type	Non-Insulation Support

Configuration Features

Compatible With Wire & Cable Type	Discrete Wire
-----------------------------------	---------------

Body Features

Product Weight	.968 g
Splice Features	Serrated

Contact Features

	300 µin
Terminal Plating Material	Nickel
Contact Base Material	Copper
Barrel Type	Closed



Mechanical Attachment

Wire Insulation Support	Without
-------------------------	---------

Dimensions

Outside Diameter	4.19 mm[.165 in]
Wire Size	2050 – 5180 CMA
Barrel Inside Diameter	2.16 mm[.085 in]
Terminal Material Thickness	.79 mm[.031 in]
Product Length	14.4 mm[.567 in]

Usage Conditions

Insulation Option	Uninsulated
-------------------	-------------

Operation/Application

Compatible With Wire Base Material	Copper
------------------------------------	--------

Industry Standards

Government Qualified Splice	No
-----------------------------	----

Packaging Features

Packaging Quantity	1000
Packaging Method	Loose Piece

Product Compliance

For compliance documentation, visit the product page on TE.com>

EU RoHS Directive 2011/65/EU	Compliant
EU ELV Directive 2000/53/EC	Compliant
China RoHS 2 Directive MIIT Order No 32, 2016	No Restricted Materials Above Threshold
EU REACH Regulation (EC) No. 1907/2006	Current ECHA Candidate List: JUNE 2024 (241) Candidate List Declared Against: JUNE 2024 (241) Does not contain REACH SVHC
Halogen Content	Low Halogen - Br, Cl, F, I < 900 ppm per homogenous material. Also BFR/CFR/PVC Free
Solder Process Capability	Not applicable for solder process capability

Product Compliance Disclaimer



This information is provided based on reasonable inquiry of our suppliers and represents our current actual knowledge based on the information they provided. This information is subject to change. The part numbers that TE has identified as EU RoHS compliant have a maximum concentration of 0.1% by weight in homogenous materials for lead, hexavalent chromium, mercury, PBB, PBDE, DBP, BBP, DEHP, DIBP, and 0.01% for cadmium, or qualify for an exemption to these limits as defined in the Annexes of Directive 2011/65/EU (RoHS2). Finished electrical and electronic equipment products will be CE marked as required by Directive 2011/65/EU. Components may not be CE marked. Additionally, the part numbers that TE has identified as EU ELV compliant have a maximum concentration of 0.1% by weight in homogenous materials for lead, hexavalent chromium, and mercury, and 0.01% for cadmium, or qualify for an exemption to these limits as defined in the Annexes of Directive 2000/53/EC (ELV). Regarding the REACH Regulation, the information TE provides on SVHC in articles for this part number is based on the latest European Chemicals Agency (ECHA) 'Guidance on requirements for substances in articles' posted at this URL: <https://echa.europa.eu/guidance-documents/guidance-on-reach>


Compatible Parts




REPRESENTATION ONLY

TE Part # 46447
DAHT STRATO 22-10 ASSY

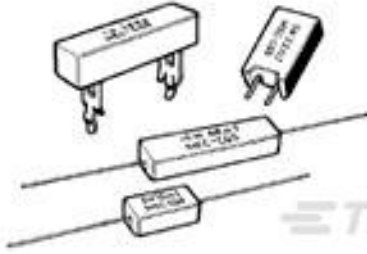
Customers Also Bought




TE Part #1-2176349-0
CRGCQ 2512 56R 1%




TE Part #474810-E
SRCA 1,27 6 M 1-KS SMD 137 E1 094 * GURT



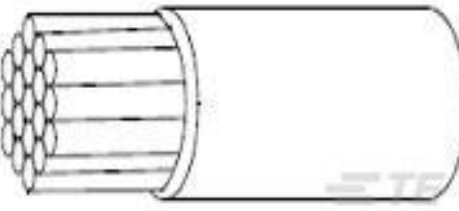
TE Part #1-1623782-7
SQM5 6K8 5% (METAL FILM)




TE Part #2-5331272-7
SOCKET,MIN-SPR SN-AU SER-2




TE Part #2176350-7
CRGCQ 2512 10R 5%



TE Part #8291713001
55/9960-26-9(LAT3)



TE Part #2-320571-2
PIDG R 22-16 COMM 22-18MIL 1/4



TE Part #2-2205132-4
CA MINI IO MINI IO TYPE II



Documents

Product Drawings

SPLICE,SOLIS BUTT HR 16-14

English

CAD Files

3D PDF

3D

Customer View Model

ENG_CVM_CVM_323795_H.2d_dxf.zip

English

Customer View Model

ENG_CVM_CVM_323795_H.3d_igs.zip

English

Customer View Model

ENG_CVM_CVM_323795_H.3d_stp.zip

English

Customer View Model

ENG_CVM_323795_D.3d_igs.zip

English

Customer View Model

ENG_CVM_323795_D.3d_stp.zip

English

Customer View Model

ENG_CVM_323795_D.2d_dxf.zip

English

3D PDF

English

By downloading the CAD file I accept and agree to the [Terms and Conditions](#) of use.

Datasheets & Catalog Pages

STRATO-THERM Terminals & Splices for High Temperature Applications

English