



Connectors > PCB Connectors > PCB Headers & Receptacles



PCB Connector Assembly Type: **PCB Mount Receptacle**

PCB Mount Orientation: **Right Angle**

Connector System: **Board-to-Board**

Number of Positions: **50**

Centerline (Pitch): **1.27 mm [.05 in]**

Features

Product Type Features

PCB Connector Assembly Type	PCB Mount Receptacle
Connector System	Board-to-Board
Sealable	No
Connector & Contact Terminates To	Printed Circuit Board

Configuration Features

Stackable	No
PCB Mount Orientation	Right Angle
Number of Positions	50

Electrical Characteristics

Operating Voltage	250 VAC
Insulation Resistance	1 MΩ

Body Features

PCB Retention Feature Material	Brass
PCB Retention Feature Plating Material	Tin over Nickel
Connector Profile	Standard

Contact Features

Contact Mating Area Plating Material Thickness	.5 μm[19.7 μin]
Mating Tab Width	.8 mm[.031 in]



PCB Contact Termination Area Plating Material Thickness	1 μm[39.4 μin]
Contact Shape & Form	Single Tine, Square
Contact Layout	Inline
Contact Base Material	Phosphor Bronze
Mating Tab Thickness	.32 mm[.013 in]
PCB Contact Termination Area Plating Material	Tin
Contact Mating Area Plating Material	Gold (Au)
Contact Type	Socket
Contact Current Rating (Max)	1 A

Termination Features

Rectangular Termination Post & Tail Width	.5 mm[.02 in]
Rectangular Termination Post & Tail Thickness	.32 mm[.013 in]
Termination Post & Tail Length	3.1 mm[.122 in]
Termination Method to PCB	Through Hole - Solder

Mechanical Attachment

Mating Alignment Type	Polarized
PCB Mount Retention Type	Boardlock, Retention Leg
PCB Mount Retention	With
PCB Mount Alignment	Without
Connector Mounting Type	Board Mount
Mating Alignment	With

Housing Features

Housing Material	Nylon - GF
Centerline (Pitch)	1.27 mm[.05 in]

Dimensions

Connector Height	7.5 mm[.295 in]
------------------	-----------------

Usage Conditions

Operating Temperature Range	-55 – 85 °C[-67 – 185 °F]
-----------------------------	---------------------------

Operation/Application

Circuit Application	Signal
---------------------	--------

Industry Standards

UL Flammability Rating	UL 94V-0
------------------------	----------



Packaging Features

Packaging Quantity	100
Packaging Method	Tray

Product Compliance

For compliance documentation, visit the product page on TE.com>

EU RoHS Directive 2011/65/EU	Compliant
EU ELV Directive 2000/53/EC	Compliant
China RoHS 2 Directive MIIT Order No 32, 2016	No Restricted Materials Above Threshold
EU REACH Regulation (EC) No. 1907/2006	Current ECHA Candidate List: JUNE 2024 (241) Candidate List Declared Against: JUNE 2024 (241) Does not contain REACH SVHC
Halogen Content	Not Low Halogen - contains Br or Cl > 900 ppm.
Solder Process Capability	Wave solder capable to 265°C


Product Compliance Disclaimer

This information is provided based on reasonable inquiry of our suppliers and represents our current actual knowledge based on the information they provided. This information is subject to change. The part numbers that TE has identified as EU RoHS compliant have a maximum concentration of 0.1% by weight in homogenous materials for lead, hexavalent chromium, mercury, PBB, PBDE, DBP, BBP, DEHP, DIBP, and 0.01% for cadmium, or qualify for an exemption to these limits as defined in the Annexes of Directive 2011/65/EU (RoHS2). Finished electrical and electronic equipment products will be CE marked as required by Directive 2011/65/EU. Components may not be CE marked. Additionally, the part numbers that TE has identified as EU ELV compliant have a maximum concentration of 0.1% by weight in homogenous materials for lead, hexavalent chromium, and mercury, and 0.01% for cadmium, or qualify for an exemption to these limits as defined in the Annexes of Directive 2000/53/EC (ELV). Regarding the REACH Regulation, the information TE provides on SVHC in articles for this part number is based on the latest European Chemicals Agency (ECHA) 'Guidance on requirements for substances in articles' posted at this URL: <https://echa.europa.eu/guidance-documents/guidance-on-reach>


Compatible Parts




Also in the Series | CHAMP .050 Series I



Board-to-Board Headers & Receptacles(134)



IDC D-Sub Connectors(6)



PCB Headers & Receptacles(134)


Customers Also Bought



TE Part #6-1462037-2
IM44GR=IM RELAY 100mW 6V BIS



TE Part #350992-4
15P UMNL HDR ASSY LNG/TL



TE Part #2316489-5
ON TAPING CT CONNECTOR POST
HEADER ASSY



TE Part #4-171825-4
V-TYPE E.I.S.CONN. 4P ASSY



TE Part #292232-8
1.5 MINI CT SGL V SMT W/BOS,PO



TE Part #350989-4
06P UMNL HDR ASSY LNG/TL




TE Part #350987-4
03P UMNL HDR ASSY LNG/TL



TE Part #350588-1
15P UMNL PIN HDR ASSY V2 NATL



TE Part #4-641215-6
16P MTA100 HDR ASSY FL/ST 30AU



TE Part #21124-4
NUT,HEX,MACHINE SCREW

Documents

- CAD Files
- Customer View Model
- ENG_CVM_CVM_3-5175474-6_O.2d_dxf.zip
- English
- 3D PDF
- 3D
- Customer View Model
- ENG_CVM_CVM_3-5175474-6_O.3d_igs.zip

3-5175474-6

PCB Mount Receptacle, Right Angle, Board-to-Board, 50 Position, 1.27 mm [.05 in]
Centerline, Gold (Au), Through Hole - Solder, CHAMP .050 Series I



English

Customer View Model

[ENG_CVM_CVM_3-5175474-6_O.3d_stp.zip](#)

English

By downloading the CAD file I accept and agree to the [Terms and Conditions](#) of use.

Product Specifications

[Product Specification](#)

English