



Connectors > Audio & Video Connectors > SDL Connectors



Connector & Housing Type: **Receptacle**
Connector System: **Cable-to-Board**
Number of Positions: **16**
Centerline (Pitch): **1.27 mm [.05 in]**
Connector & Contact Terminates To: **Printed Circuit Board**

Features

Product Type Features

Grounding Options	PCB and Panel Ground
Receptacle Configuration	Standard
Connector & Housing Type	Receptacle
Connector System	Cable-to-Board
Connector & Contact Terminates To	Printed Circuit Board

Configuration Features

Number of Positions	16
---------------------	----

Body Features

Shield Plating Material	Tin over Copper
Shield Material	Brass

Contact Features

Contact Mating Area Plating Material	Gold (Au)
Contact Base Material	Phosphor Bronze
	50 μin
Contact Current Rating (Max)	1.5 A

Mechanical Attachment

PCB Mount Retention Type	Mounting Hole
Polarization Code	E



PCB Mount Retention	With
Connector Mounting Type	Board Mount

Housing Features

Housing Color	Black
Housing Material	Polyester GF
Mating Entry Location	Side
Centerline (Pitch)	1.27 mm[.05 in]

Usage Conditions

Operating Temperature Range	-20 – 80 °C[-4 – 176 °F]
-----------------------------	--------------------------

Operation/Application

Circuit Application	Signal
---------------------	--------

Industry Standards

UL Flammability Rating	UL 94V-0
------------------------	----------

Product Compliance

For compliance documentation, visit the product page on TE.com>

EU RoHS Directive 2011/65/EU	Compliant
EU ELV Directive 2000/53/EC	Compliant
China RoHS 2 Directive MIIT Order No 32, 2016	No Restricted Materials Above Threshold
EU REACH Regulation (EC) No. 1907/2006	Current ECHA Candidate List: JUNE 2024 (241) Candidate List Declared Against: JUNE 2024 (241) Does not contain REACH SVHC
Halogen Content	Not Low Halogen - contains Br or Cl > 900 ppm.
Solder Process Capability	Wave solder capable to 265°C

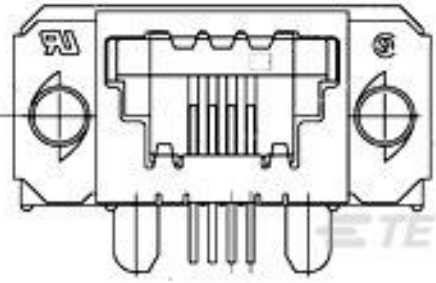
Product Compliance Disclaimer

This information is provided based on reasonable inquiry of our suppliers and represents our current actual knowledge based on the information they provided. This information is subject to change. The part numbers that TE has identified as EU RoHS compliant have a maximum concentration of 0.1% by weight in homogenous materials for lead, hexavalent chromium, mercury, PBB, PBDE, DBP, BBP, DEHP, DIBP, and 0.01% for cadmium, or qualify for an exemption to these limits as defined in the Annexes of Directive 2011/65/EU (RoHS2). Finished electrical and electronic equipment products will be CE marked as required by Directive 2011/65/EU. Components may not be CE marked. Additionally, the part numbers that TE has identified as EU ELV compliant have a maximum concentration of 0.1% by weight in homogenous materials for lead, hexavalent chromium, and mercury, and 0.01% for cadmium, or qualify for an exemption to these limits as defined in the Annexes of Directive 2000/53/EC (ELV). Regarding the REACH Regulation, the information TE provides




on SVHC in articles for this part number is based on the latest European Chemicals Agency (ECHA) ‘Guidance on requirements for substances in articles’ posted at this URL: <https://echa.europa.eu/guidance-documents/guidance-on-reach>

Compatible Parts




TE Part # 5-1761182-6
16 SDL SE RCPT ASSY


Customers Also Bought




TE Part #1623782-5
SQM5 1K5 5% (METAL FILM)




TE Part #2825261-4
4P VAL-U-LOK HCS VRT HDR W/P V0




TE Part #5102154-5
A/L UNIV HDR 24P VERT




TE Part #5-104071-3
15 SYSTEM 50 HDR SRST SHRD SN



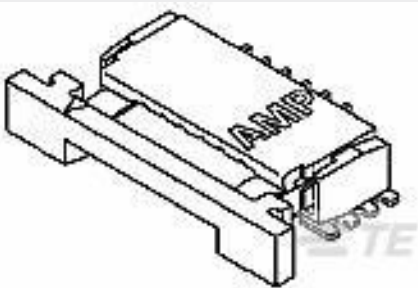
TE Part #1-1734248-2
1.0 FPC, ZIF V/T, SMT, 12P




TE Part #224512-E
MSPEED 50 F SMD F6 * AB VV 137 094
* * E




TE Part #1676142-1
RN 0805 100K 0.1% 10PPM CUT
LENGTH



TE Part #1-84952-2
1MM FPC HORZ.BTTM CONT.ASS.12P



TE Part #1734248-5
1.0 FPC, ZIF V/T, SMT, 5P



TE Part #224559-E
MSPEED 50 M SMD M9 * AB VV 137
176 * * E

Documents

Product Drawings
16 SDL SE GRND RCPT ASSY
English



CAD Files

3D PDF

3D

Customer View Model

ENG_CVM_CVM_5-1761185-6_A.2d_dxf.zip

English

Customer View Model

ENG_CVM_CVM_5-1761185-6_A.3d_igs.zip

English

Customer View Model

ENG_CVM_CVM_5-1761185-6_A.3d_stp.zip

English

By downloading the CAD file I accept and agree to the [Terms and Conditions](#) of use.

Product Specifications

Application Specification

English

Instruction Sheets

Instruction Sheet (U.S.)

English