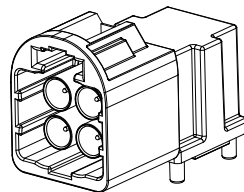
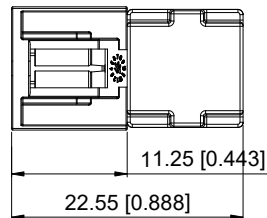


REVISIONS					
REV.	ECN NO.	LOCATION	DESCRIPTION	DATE	DESIGN
A0	N/A		INITIAL RELEASE	2024.09.30	



3D View

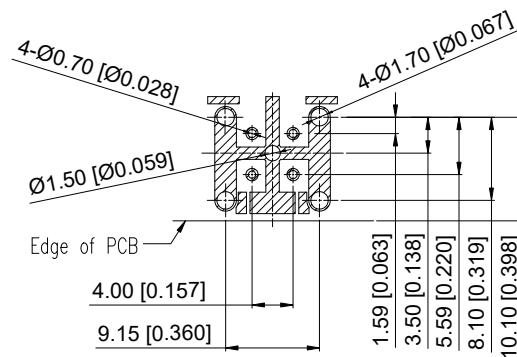
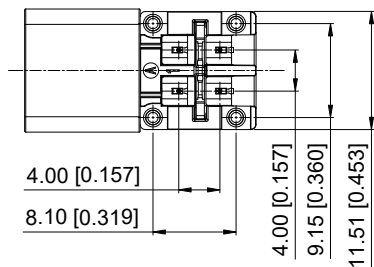
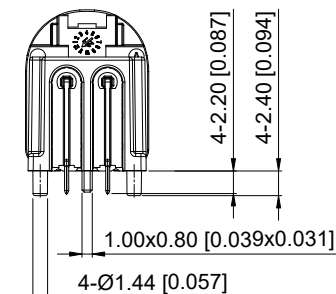
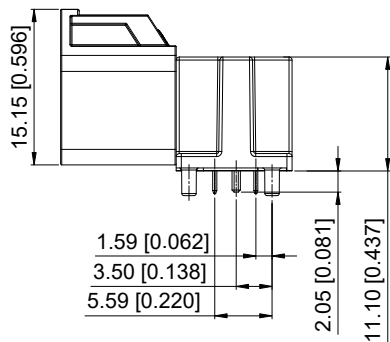
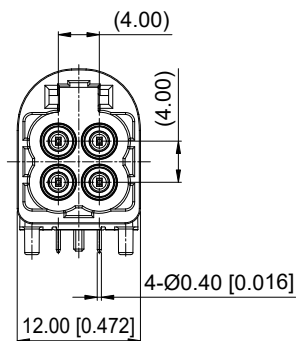
Specifications(规格):

- 1.Impedance(特性阻抗) : 50Ω;
- 2.Frequency (工作频率) : DC~9GHz;
- 3.VSWR:1.60 Max.@6GHz
- 4.Insulation resistance(绝缘阻抗) : ≥100MΩ;
- 5.Dielectric withstand voltage (介质耐电压) : 800V AC;
- 6.Mating cycles (耐久性) : ≥25 cycles;
- 7.Engagement force(啮合力) : ≤45N;
- 8.Retention force latch(保持力) : ≥110N;
- 9.Temperature range(使用温度): -40℃~+105℃;

PART NO.:

XM0RWM43-NL15-X

Code: A~Z



Recommended P.C.B Layout

ANGULAR	±5°
X.	±0.50
X.x	±0.30
X.xx	±0.20
X.xxx	±0.10

UNSPECIFIED TOLERANCES

5	Dielectric	LCP		4 PCS	
4	Body	Zinc Alloy	Tin PLATED	1 PC	
3	Outer Conductor1	Copper Alloy	Tin PLATED	4 PCS	
2	Center Conductor	Copper Alloy	Gold PLATED	4 PCS	
1	Housing	PA4T		1 PC	
NO.	SPEC.	MATERIAL	FINISH (Contact)	Q'TY	Note
		www.helloxkb.com	www.helloxkb.cn	www.xk-dg.cn	



DESIGN	希文	VIEW:	
CHECKED		UNIT:	mm/in
APPROVED		SIZE:	A4

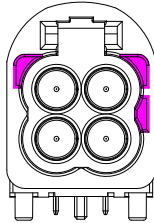
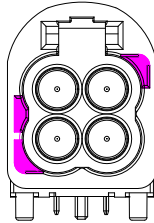
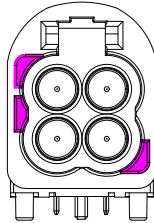
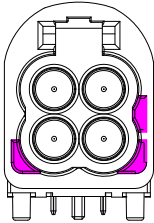
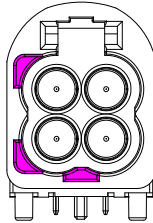
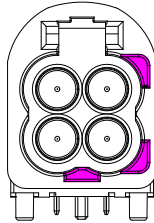
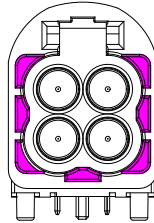
MODEL TYPE:	MINI FAKRA R/A Male Connector
PART NO.:	XM0RWM43-NL15-X
DWG NO.:	X-XM0RWM43-NL15-X

XKB INDUSTRIAL PRECISION CO.,LIMITED

SCALE	PAGE	REVISION
N/A	1/2	A0

REVISIONS					
REV.	ECN NO.	LOCATION	DESCRIPTION	DATE	DESIGN
A0	N/A		INITIAL RELEASE	2024.09.30	

Code List:


Colde							
	A	B	C	D	E	F	Z
Color/RAL-No.	Black/9005	White/9010	Blue/5012	Bordeaux/4004	Green/6017	Brown/8011	Water Blue/5021
PART NO.	XMORWM43-NL15-A	XMORWM43-NL15-B	XMORWM43-NL15-C	XMORWM43-NL15-D	XMORWM43-NL15-E	XMORWM43-NL15-F	XMORWM43-NL15-Z

ANGULAR	±5°
X.	±0.40
X.x	±0.30
X.xx	±0.20
X.xxx	±0.15
UNSPECIFIED TOLERANCES	



DESIGN
CHECKED
APPROVED

希文

VIEW: 
UNIT: mm/in
SIZE: A4

MODEL TYPE:
MINI FAKRA R/A Male Connector
PART NO.:
XMORWM43-NL15-X
DWG NO.:
X-XMORWM43-NL15-X

NOTE: ALL RIGHTS RESERVED,BANNED COPY!