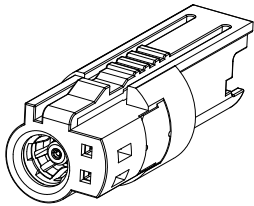
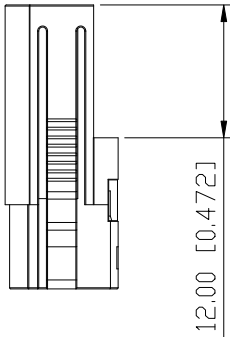
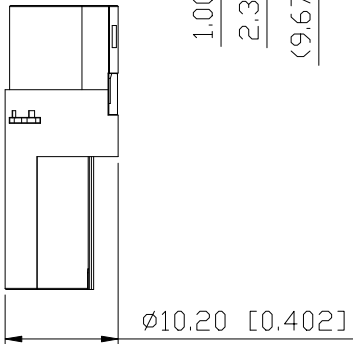
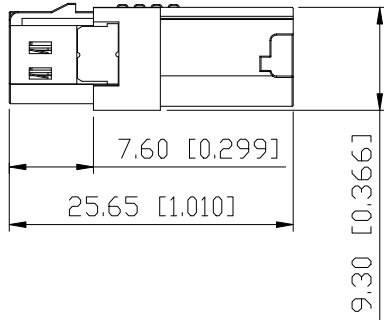
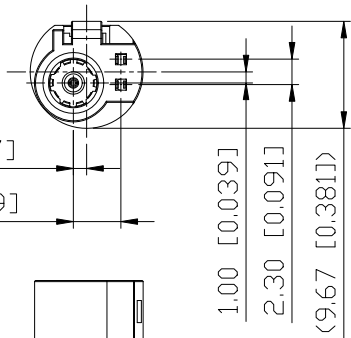


ROHS



3D View



REVISIONS					
REV.	ECN NO.	LOCATION	DESCRIPTION	DATE	DESIGN
A0	N/A		INITIAL RELEASE	2024.10.26	

Specifications(规格):

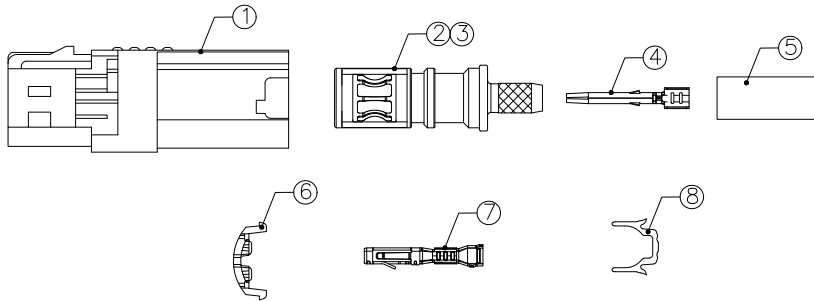
- 1.Impedance(特性阻抗) : 50Ω;
- 2.Frequency (工作频率) : DC~6GHz;
- 3.VSWR (电压驻波比) : 1.50 @2~3GHz;
1.60 @3~6GHz;
- 4.Insulation resistance(绝缘阻抗) : ≥100MΩ;
- 5.Dielectric withstand voltage (介质耐电压) : 800V AC;
- 6.Mating cycles (耐久性) : ≥25;
- 7.Engagement force(啮合力) : ≤35N;
- 8.Retention force latch(保持力) : ≥110N;
- 9.Temperature range(使用温度): -40℃~+105℃;

PART NO.:

XK3PLF1S3-NL06-Z

Code : Z

BOM List:



8	Secondary Lock-2	SUS		1 PC	5000PCS/R
7	Power PIN	Copper Alloy	Tin PLATED	2 PCS	5000PCS/R
6	Secondary Lock-1	PBT		1 PC	
5	Outer Ferrule	Copper Alloy	Ni PLATED	1 PC	
4	Center Conductor	Copper Alloy	Gold PLATED	1 PC	5000PCS/R
3	Dielectric	PTFE		1 PC	
2	Outer Conductor	Zinc Alloy	Tin PLATED	1 PC	
1	HOUSING	PBT		1 PC	
NO.	SPEC.	MATERIAL	FINISH (Contact)	Q'TY	Note

www.helloxkb.com www.helloxkb.cn www.xk-dg.cn



DESIGN	希文	VIEW:	MODEL TYPE: FAKRA1+2P Female Connector
CHECKED		UNIT: mm/in	PART NO.: XK3PLF1S3-NL06-Z
APPROVED		SIZE: A4	DWG NO.: X-XK3PLF1S3-NL06-Z
SCALE			PAGE
N/A			1/2
REVISION			A0

XKB INDUSTRIAL PRECISION CO.,LIMITED