

MSKSEMI 美森科

SEMICONDUCTOR



ESD



TVS



TSS



MOV



GDT



PLED

2CL72A-MS/2CL73A-MS

Product specification

Features

- Super small size
- High reliability
- High speed switching





Typical Applications

Rectification for high voltage power supply of color T.V、
CRT display、 V.T.R camera and others

Mechanical Data

- **Package:** DO-210
Epoxy meets UL 94 V-0 flammability rating
- **Terminals:** Pure tin plated leads, solderable per
J-STD-002 and JESD22-B102
- **Polarity:** Color band denotes the cathode end

Reference News

PACKAGE OUTLINE	Pin Configuration	Marking	
			
		2CL72A-MS	2CL73A-MS

Maximum Ratings (Ta=25°C Unless otherwise specified)

PARAMETER	SYMBOL	UNIT	Conditions	2CL72A-MS	2CL73A-MS
Device marking code				T72A	T73A
Repetitive Peak Reverse Voltage	V_{RRM}	KV		10	12
Non-Repetitive Peak Reverse Voltage	V_{RSM}	KV		12	15
Average Forward Current	$I_{F(AV)}$	mA	60Hz half-sine wave, Resistance load, Ta=25°C	5	
Non-Repetitive Forward Surge Current	I_{FSM}	A	60Hz half-sine wave, 1 cycle, Ta = 25°C	0.5	
Peak Forward Voltage	V_{FM}	V	$I_{FM}=10mA$	36	45
Peak Reverse Current	I_{RRM}	μA	$V_{RM}=V_{RRM}$, Ta=25°C	2	
			$V_{RM}=V_{RRM}$, Ta=100°C	5	
Reverse Recovery time	t_{rr}	μs	$I_F=2mA, I_{RM}=4mA, I_{RR}=1mA$	0.08	
Operating Ambient Temperature	T_a	°C		-40 ~ +100	
Storage Temperature	T_{stg}	°C		-40 ~ +120	
Virtual Junction Temperature	$T_{(vj)}$	°C		120	

Characteristics (Typical)

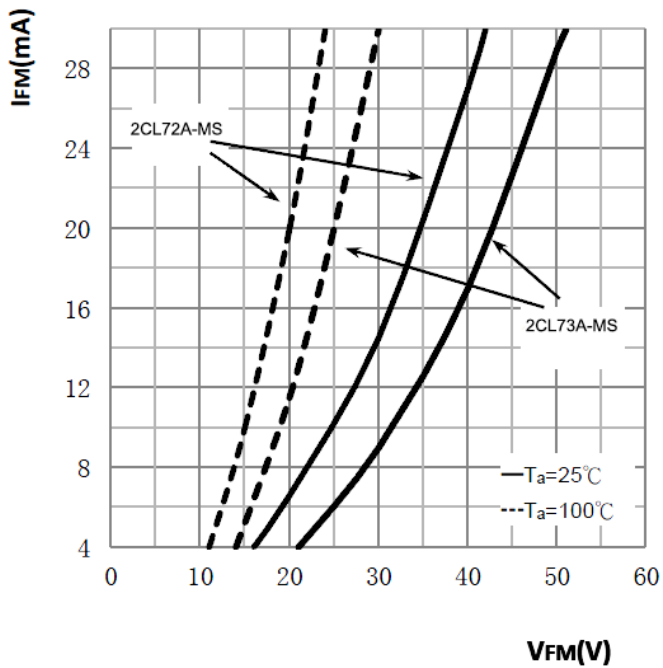


Figure 1. Forward characteristics

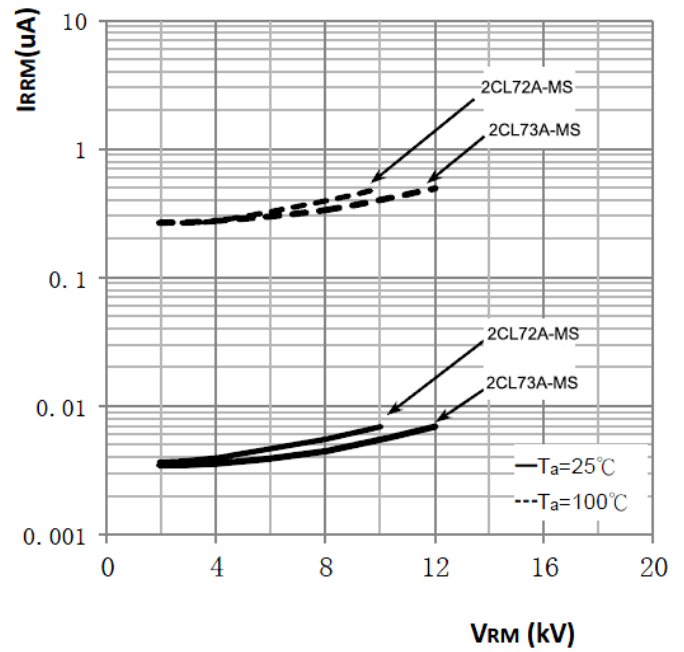


Figure 2. Reverse characteristics

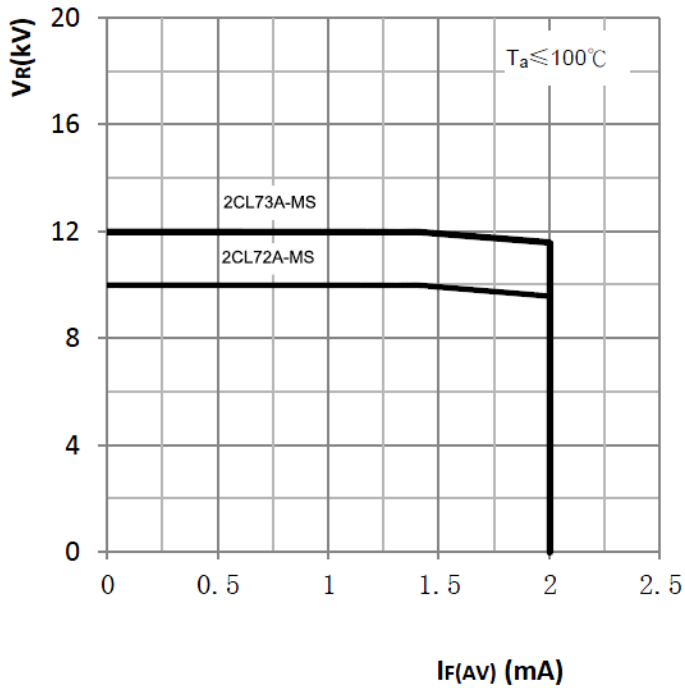


Figure 3. V_R - $I_F(AV)$ Curve

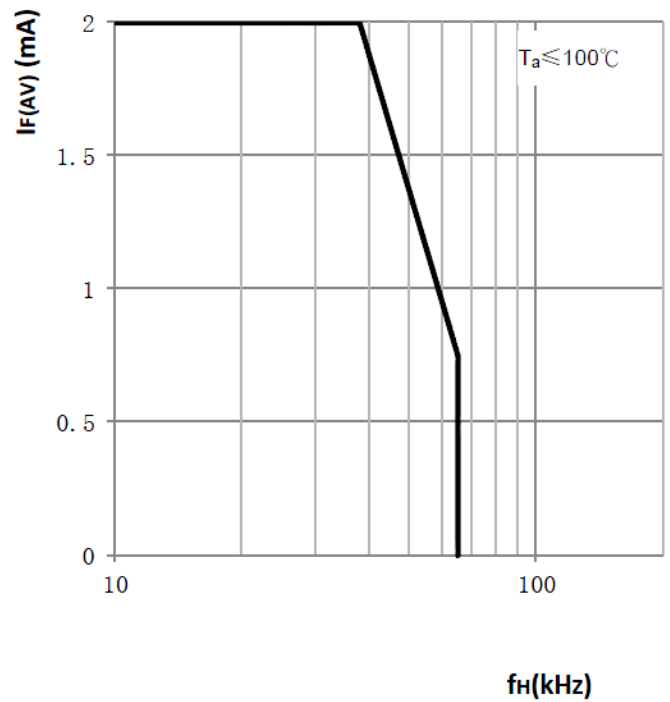
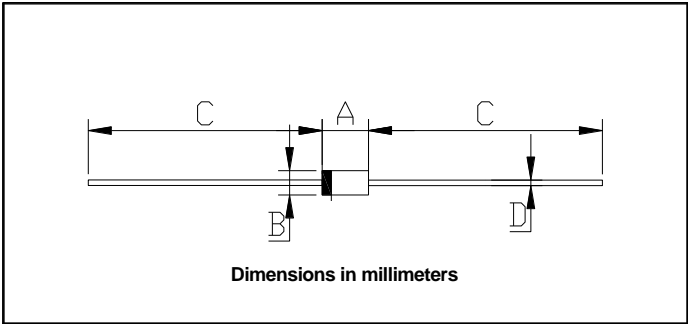


Figure 4. $I_F(AV)$ - f_H Curve

Outline Dimensions



DO-210		
Dim	Min	Max
A	9.8	10.2
B	2.3	2.7
C	26	/
D	0.47	0.53

Order information

Orderable Device	Package	Packing Option
2CL72A-MS/2CL73A-MS	DO-210	5000PCS

Attention

■ Any and all MSKSEMI Semiconductor products described or contained herein do not have specifications that can handle applications that require extremely high levels of reliability, such as life-support systems, aircraft's control systems, or other applications whose failure can be reasonably expected to result in serious physical and/or material damage. Consult with your MSKSEMI Semiconductor representative nearest you before using any MSKSEMI Semiconductor products described or contained herein in such applications.

■ MSKSEMI Semiconductor assumes no responsibility for equipment failures that result from using products at values that exceed, even momentarily, rated values (such as maximum ratings, operating condition ranges, or other parameters) listed in products specification of any and all MSKSEMI Semiconductor products described or contained herein.

■ Specifications of any and all MSKSEMI Semiconductor products described or contained herein stipulate the performance, characteristics, and functions of the described products in the independent state, and are not guarantees of the performance, characteristics, and functions of the described products as mounted in the customer's products or equipment. To verify symptoms and states that cannot be evaluated in an independent device, the customer should always evaluate and test devices mounted in the customer's products or equipment.

■ MSKSEMI Semiconductor strives to supply high-quality high-reliability products. However, any and all semiconductor products fail with some probability. It is possible that these probabilistic failures could give rise to accidents or events that could endanger human lives, that could give rise to smoke or fire, or that could cause damage to other property. When designing equipment, adopt safety measures so that these kinds of accidents or events cannot occur. Such measures include but are not limited to protective circuits and error prevention circuits for safe design, redundant design, and structural design.

■ In the event that any or all MSKSEMI Semiconductor products (including technical data, services) described or contained herein are controlled under any of applicable local export control laws and regulations, such products must not be exported without obtaining the export license from the authorities concerned in accordance with the above law.

■ No part of this publication may be reproduced or transmitted in any form or by any means, electronic or mechanical, including photocopying and recording, or any information storage or retrieval system, or otherwise, without the prior written permission of MSKSEMI Semiconductor.

■ Information (including circuit diagrams and circuit parameters) herein is for example only ; it is not guaranteed for volume production. MSKSEMI Semiconductor believes information herein is accurate and reliable, but no guarantees are made or implied regarding its use or any infringement of intellectual property rights or other rights of third parties.

■ Any and all information described or contained herein are subject to change without notice due to product/technology improvement, etc. When designing equipment, refer to the "Delivery Specification" for the MSKSEMI Semiconductor product that you intend to use.