


Screwless Terminal Block: 4-Pin, 0.2" Pitch, Side Entry (2-Pack)



www.pololu.com

Pololu item #: 2432

Brand: [Generic](#)

✓ RoHS 3

Price break	Unit price (US\$)
1	1.95
10	1.76

Quantity:

[Add to cart](#)

[backorders](#) allowed

[Add to list](#)

These **side-entry** screwless terminal blocks have a pitch of **0.2" (5.08 mm)**. Each block has **four** spring terminals that automatically grip the stripped ends of inserted 22 – 16 AWG wires, allowing for easy, temporary connections to your PCB, and units can be combined to make longer blocks. They are rated for 300 V, 10 A (UL) and ship in **packs of two**.

Alternatives available with variations in these parameter(s): pins spacing orientation [Select variant...](#)

[Description](#) [Specs \(9\)](#) [Pictures \(8\)](#) [Resources \(0\)](#) [FAQs \(0\)](#) [On the blog \(0\)](#) [Distributors \(0\)](#)

Overview

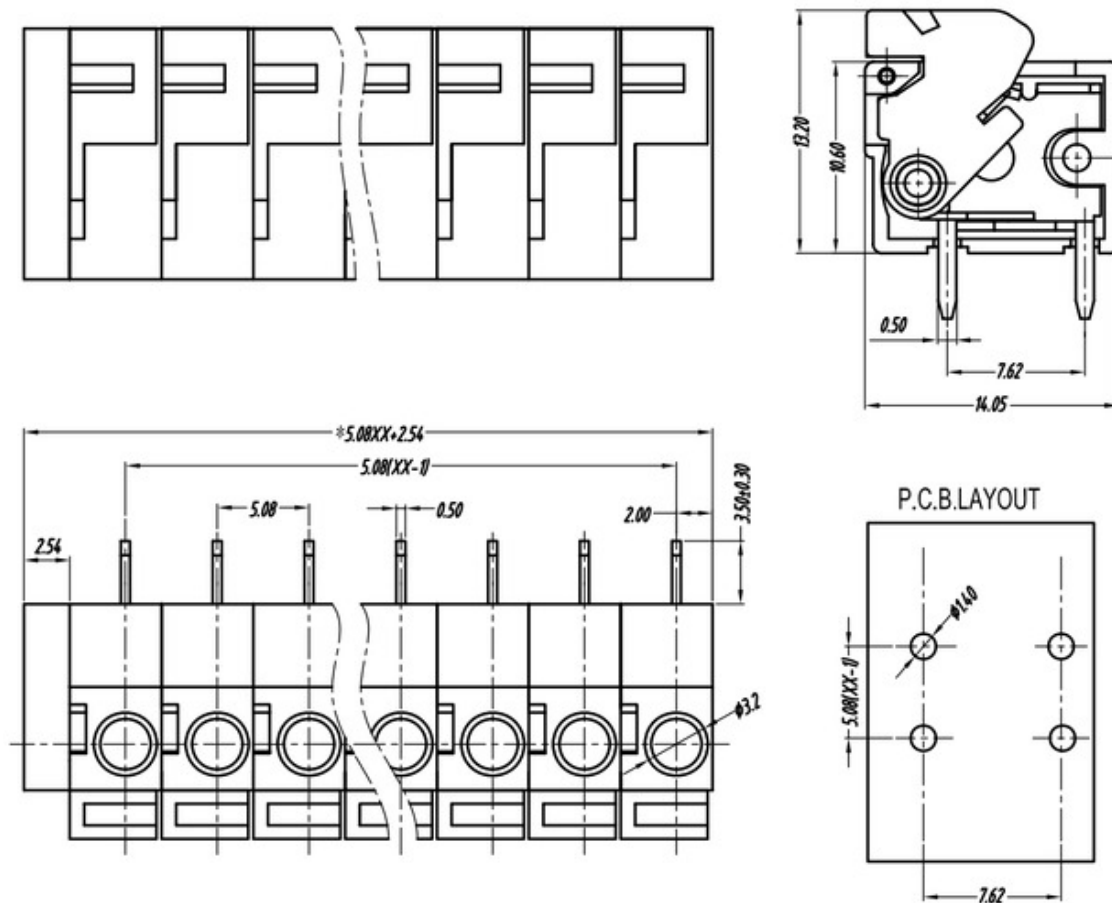
These terminal blocks have spring terminals that automatically grip inserted wires and release when their levers are pressed with a fingernail or small object, enabling easy, temporary connections to a PCB. Various sizes are available in two orientations (side-entry and top-entry) and two pin spacings (0.1" and 0.2"):

Alternatives available with variations in these parameter(s): pins spacing orientation [Select variant...](#)

These terminal blocks can be combined to make longer ones, or segments can be removed to make them shorter. Each block has two pins per terminal, and they are intended for use with PCBs that have the appropriate footprints; they do not work well with solderless breadboards because the legs are too short.

Details for item #2432

This product is a two-pack of 0.2"-pitch, four-pin, side-entry terminal blocks. The more general dimension diagram for an XX-pin version of this screwless terminal block is shown below:



Screwless terminal block: 0.2" pitch, side entry.

- Voltage rating (UL/IEC): 300/250 V
- Current rating (UL/IEC): 10/15 A
- Contact resistance: 20 mΩ
- Wire gauge: 22-16 AWG
- Wire strip length: 10 mm


Reconfiguring the terminal blocks

It is possible to reconfigure these terminal blocks by combining them to make larger ones or to removing segments to make them shorter. To combine two terminal blocks, you must first pry off the end cap from one. With the end cap removed, there is nothing to hold the last lever in place, so be careful not to lose it!




Removing the end cap from a 6-pin side-entry screwless terminal block.

Once the end cap is removed, you can line up the newly exposed prongs with the holes on the side of another terminal block and press them together. The following two pictures show combining two 6-pin side-entry screwless terminal blocks into a single 12-pin block:



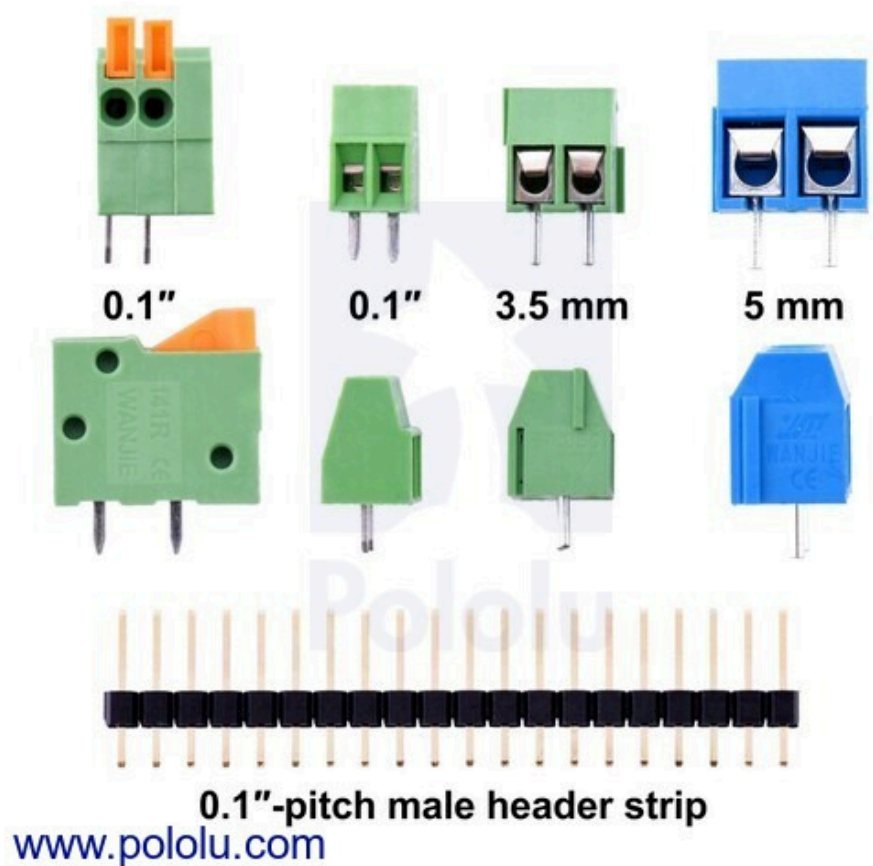
Attatching another screwless terminal block to the first in place of the now-removed end cap.



We have now combined two 6-pin side-entry screwless terminal blocks into a single 12-pin terminal block.

Other terminal block options

We carry several different sizes and styles of terminal blocks in addition to these screwless terminal blocks; the picture below shows a side-by-side comparison:



Side-by-side comparison of our different terminal blocks with a 0.1" male header strip for size reference. From left to right: 0.1" screwless, 0.1" screw, 3.5 mm screw, and 5 mm screw.

- [Stackable screw terminal](#), available in side- and top-entry orientations with pitches of 3.5 mm and 5 mm:

Alternatives available with variations in these parameter(s): pins spacing orientation [Select variant...](#)

- [0.1" screw terminal](#), which can be used in place of standard 0.1" male and female headers on many PCBs; the only available orientation is side-entry:

Alternatives available with variations in these parameter(s): pins [Select variant...](#)

People often buy this product together with:



[Female Crimp Pins for 0.1" Housings](#)
[100-Pack](#)



[Screwless Terminal Block: 2-Pin, 0.1" Pitch, Side Entry \(3-Pack\)](#)



[Screwless Terminal Block: 4-Pin, 0.1" Pitch, Side Entry \(2-Pack\)](#)