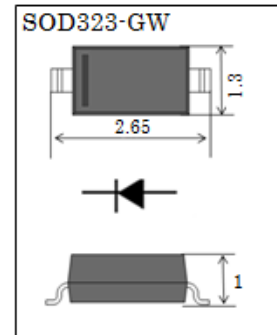


## DATA SHEET

### BZT52B2V4S–BZT52B75S Series

- ◇ Constant Voltage control
- ◇ Wide Voltage Range Selection 2.4V to 75V
- ◇ SOD323–GW Thin SMD package
- ◇ RoHS compliant / Green EMC
- ◇ Matte Tin (Sn) Lead finish
- ◇ Device marking: Refer to table list



#### Absolute Maximum Ratings (Ta = 25 °C)

Symbol	Parameter	Value	Units
$P_D$	Power Dissipation	200	mW
$T_J$	Junction Temperature	150	°C
$T_{STG}$	Storage Temperature	-55 to +150	°C
$I_{ZM}$	Maximum Regulator Current	$P_D/V_Z$	mA

#### Electrical Characteristics (Ta = 25 °C)

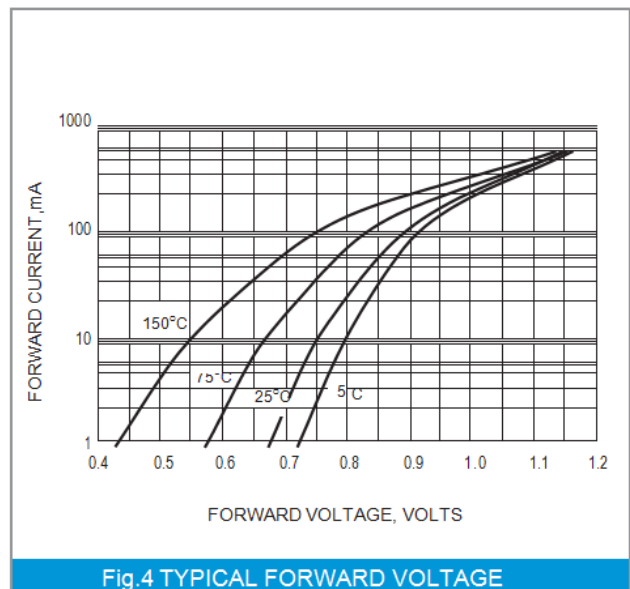
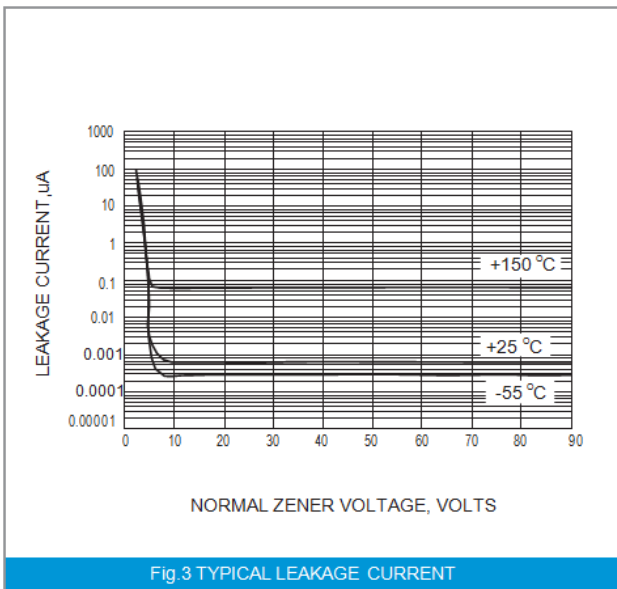
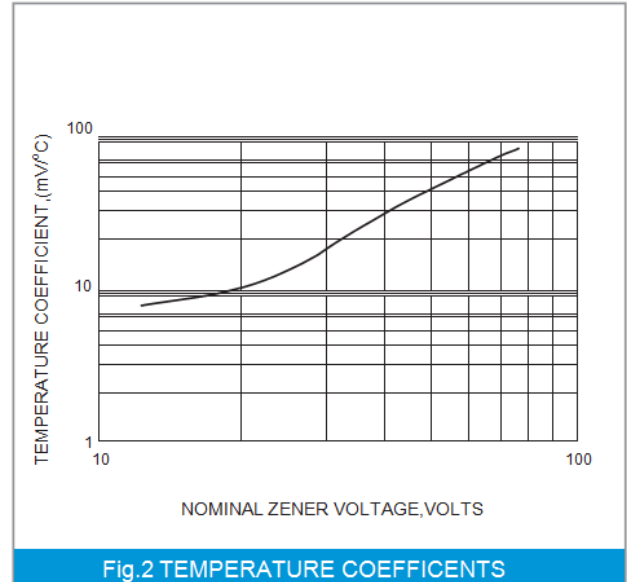
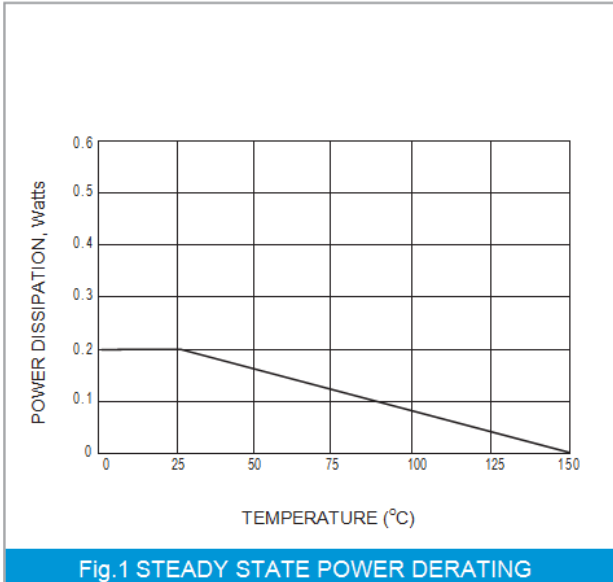
Type Number	Device Marking	$V_Z$ (V) *1			$I_{ZT}$ mA	$Z_{ZT}@I_{ZT}$ $\Omega$	$Z_{ZK}@I_{ZK}$ $\Omega$	$I_{ZK}$ (mA)	$I_R$ ( $\mu$ A)	$V_R$ (V)
		Nom(V)	Min(V)	Max(V)						
BZT52B2V4S	2WX	2.4	2.35	2.45	5	100	600	1.0	50	1.0
BZT52B2V7S	2W1	2.7	2.65	2.75	5	100	600	1.0	20	1.0
BZT52B3V0S	2W2	3.0	2.94	3.06	5	95	600	1.0	10	1.0
BZT52B3V3S	2W3	3.3	3.23	3.37	5	95	600	1.0	5	1.0
BZT52B3V6S	2W4	3.6	3.53	3.67	5	90	600	1.0	5	1.0
BZT52B3V9S	2W5	3.9	3.82	3.98	5	90	600	1.0	3	1.0
BZT52B4V3S	2W6	4.3	4.21	4.39	5	90	600	1.0	3	1.0
BZT52B4V7S	2W7	4.7	4.61	4.79	5	80	500	1.0	3	2.0
BZT52B5V1S	2W8	5.1	5.00	5.20	5	60	480	1.0	2	2.0
BZT52B5V6S	2W9	5.6	5.49	5.71	5	40	400	1.0	1	2.0
BZT52B6V2S	2WA	6.2	6.08	6.32	5	10	150	1.0	3	4.0

Continued next page

**Electrical Characteristics (Ta = 25 °C)**

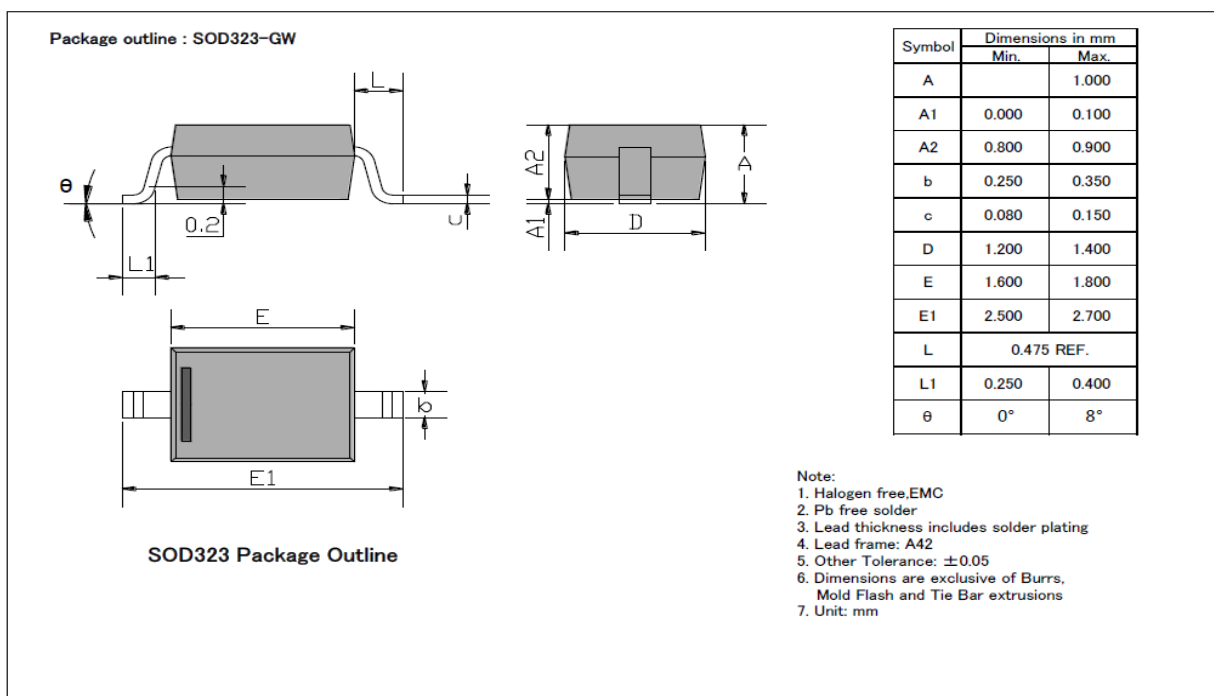
Type Number	Device Marking	Vz (V) *1			I <sub>ZT</sub> mA	Z <sub>ZT</sub> @I <sub>ZT</sub> Ω	Z <sub>ZK</sub> @I <sub>ZK</sub> Ω	I <sub>zk</sub> (mA)	I <sub>R</sub> (μA)	V <sub>R</sub> (V)
		Nom(V)	Min(V)	Max(V)						
BZT52B6V8S	2WB	6.8	6.66	6.94	5	15	80	1.0	2	4.0
BZT52B7V5S	2WC	7.5	7.35	7.65	5	15	80	1.0	1	5.0
BZT52B8V2S	2WD	8.2	8.04	8.36	5	15	80	1.0	0.7	5.0
BZT52B9V1S	2WE	9.1	8.92	9.28	5	15	100	1.0	0.5	6.0
BZT52B10S	2WF	10	9.80	10.20	5	20	150	1.0	0.2	7.0
BZT52B11S	2WG	11	10.78	11.22	5	20	150	1.0	0.1	8.0
BZT52B12S	2WH	12	11.76	12.24	5	25	150	1.0	0.1	8.0
BZT52B13S	2WI	13	12.74	13.26	5	30	170	1.0	0.1	8.0
BZT52B14S	2WY	14	13.72	14.28	5	25	110	1.0	0.1	10.5
BZT52B15S	2WJ	15	14.70	15.30	5	30	200	1.0	0.1	10.5
BZT52B16S	2WK	16	15.68	16.32	5	40	200	1.0	0.1	11.2
BZT52B18S	2WL	18	17.64	18.36	5	45	225	1.0	0.1	12.6
BZT52B20S	2WM	20	19.60	20.40	5	55	225	1.0	0.1	14.0
BZT52B22S	2WN	22	21.56	22.44	5	55	250	1.0	0.1	15.4
BZT52B24S	2WO	24	23.52	24.48	5	70	250	1.0	0.1	16.8
BZT52B27S	2WP	27	26.46	27.54	2	80	300	0.5	0.1	18.9
BZT52B30S	2WQ	30	29.40	30.60	2	80	300	0.5	0.1	21.0
BZT52B33S	2WR	33	32.34	33.66	2	80	325	0.5	0.1	23.1
BZT52B36S	2WS	36	35.28	36.72	2	90	350	0.5	0.1	25.2
BZT52B39S	2WT	39	38.22	39.78	2	130	350	0.5	0.1	27.3
BZT52B43S	2WU	43	42.14	43.86	2	130	350	0.5	0.1	29.4
BZT52B47S	2WV	47	45.83	48.17	2	170	1000	0.25	0.1	36
BZT52B51S	2X1	51	49.73	52.27	2	180	1300	0.25	0.1	39
BZT52B56S	2X2	56	54.60	57.40	2	200	1400	0.25	0.1	43
BZT52B62S	2X3	62	60.45	63.55	2	225	1400	0.25	0.1	47
BZT52B68S	2X4	68	66.30	69.70	2	240	1600	0.25	0.1	52
BZT52B75S	2X5	75	73.13	76.87	2	265	1700	0.25	0.1	56

\*1 Pulse width = 10 ms

**Typical characteristics**


**Ordering Information**

Device	Package	Shipping	Tape wide	Emboss pitch	Tape specification	Notes
BZT52B Series	SOD323-GW	Tape & Reel 3000pcs /7" Reel	8 mm	4 mm	Conductive	

**Package Dimensions**

**NOTICE**

POPPULA'S PRODUCTS ARE NOT AUTHORIZED FOR USE AS COMPONENTS IN ANY LIFE SUPPORT DEVICES OR SYSTEMS.

POPPULA reserve the right to make modifications enhancements improvements corrections or other changes without further notice to any product herein. POPPULA does not assume any liability arising out of the application or use of any product described herein.