

RF 19 H, silver, full illumination, 2.9 ± 0.6 N, lamp green, bezel green, 1 NO



fields of application

- Measurement-control-regulation
- Mechanical and system engineering
- Automotive
- Electro-medical

special features

- Silver contacts, reliable switching with medium currents
- Full illumination
- Min. key grid 24 mm
- Overall height: 12.5 mm
- Terminal technology: THT



description

The RF 15 H silver tactile switches have a 19 x 19 mm edge length, reliable silver contacts and a noticeable click. They are used in flat data entry keyboards under overlays or under keycaps, such as RAFI RK 90 keycaps.

Flat data entry keyboards with RF 19 H elements should be constructed in a 24 mm grid. With this grid, strips of glue remain between the individual keys on the front panel. The overlay, which we recommend embossing above the key switches, can be glued onto these strips of glue.

The key switch can be locked with an O-ring (accessory) and used as a signal indicator or placeholder.

technical data

➤ **general**

| | |
|--|--------------------------|
| Bezel color | green |
| Luminous element color | green |
| Operating temperature, min. | -25 °C |
| Operating temperature, max. | 70 °C |
| Storage temperature, min. | -25 °C |
| Storage temperature, max. | 70 °C |
| illuminated | Yes |
| Luminous elements | Full illumination 2 LEDs |
| Soldering time for manual soldering, max. | 5 sec |
| Soldering temperature for manual soldering | 350 °C |
| Soldering temperature for wave soldering | 260 °C |
| Soldering | Manual / wave |
| Solder heat resistance according to standard | DIN EN 60068-2-20 |

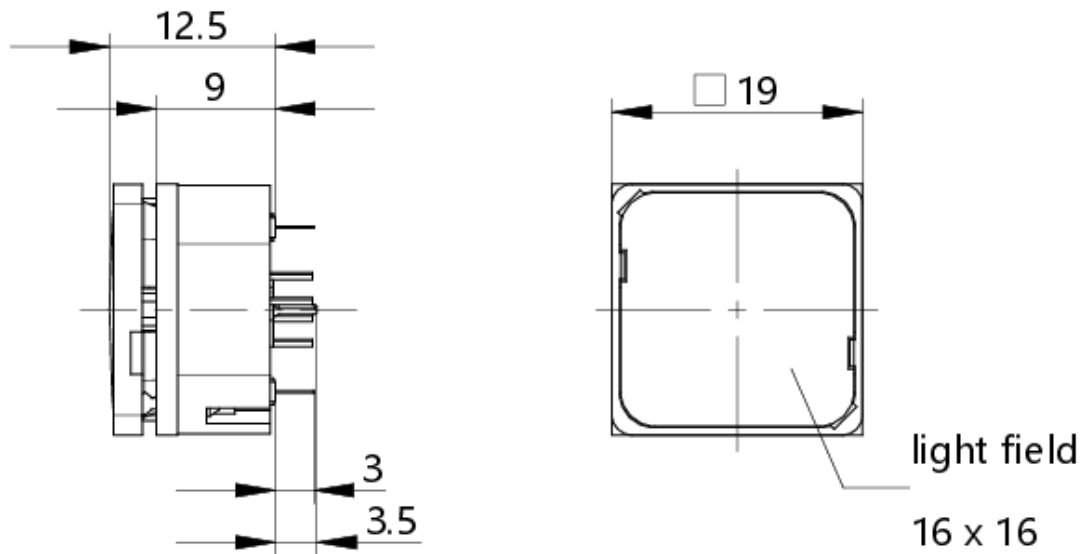
direct links

- [RAFI eCatalog](#)

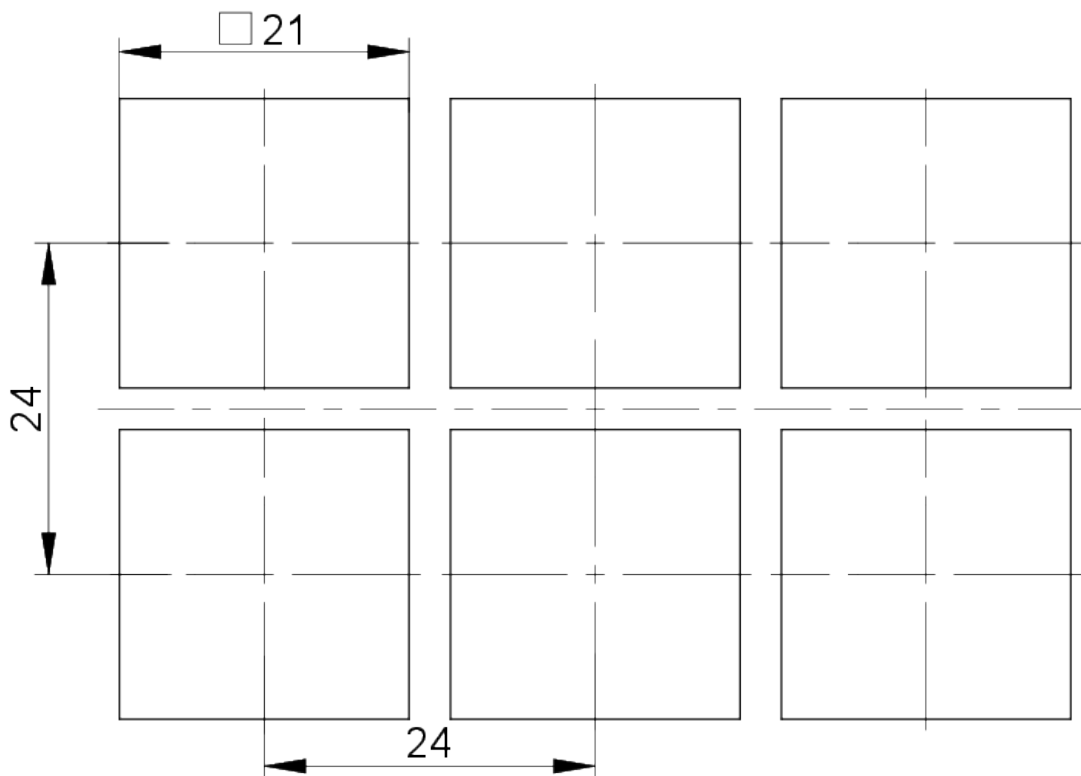
| | |
|---|--|
| Packaging | Tube |
| Packaging unit | 25 pcs. |
| net weight | 3.8 g |
| Operating life | 1,000,000 cycles |
| B10 | 1,300,000 cycles |
| Environment resistance | IEC 60068-2-14 IEC 60068-2-30 IEC 60068-2-33 IEC 60068-2-78 |
| MOQ order | 25 pcs. |
| RoHS compliant | Yes |
| REACH compliant | Yes |
| > mounting diameters | |
| Outside dimension, length | 19.05 mm |
| Outside dimension, width | 19.05 mm |
| Outside dimension, height | 12.5 mm |
| Installation height | 12.5 mm |
| Grid, min. | 24 mm |
| > mechanical data | |
| Actuation function | momentary contact function |
| Operating force, max. | 100 N |
| Operating force, min. | 2.9 ± 0.6 N |
| Switching travel | 0.5 ^{+0.3} mm |
| Contact function | 1 NO |
| Contact system | Snap-action contact |
| Contact material | Silver |
| Fixing | Soldering |
| Solderability | Yes |
| Terminal on the rear | THT |
| > electrical data | |
| Operating voltage of the luminous element, min. | 2 V |
| Operating voltage of the luminous element, max. | 5 V |
| Rated voltage, min. | 3 V |
| Rated voltage, max. | 35 V |
| Operating current of the luminous element, max. | 30 mA |
| Rated current, min. | 0.0001 A |
| Rated current, max. | 0.25 A |
| Rated power, max. | 12.5 W |
| dropping resistor | no |

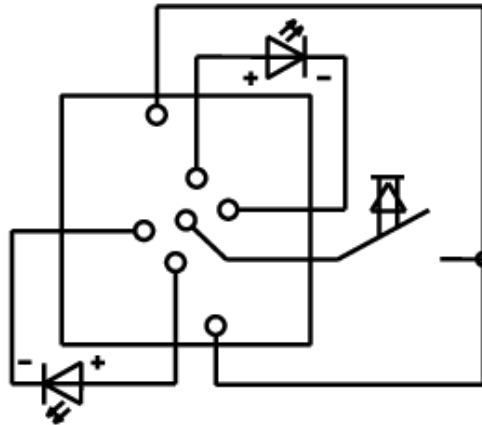
drawings

Dimensioned drawing



front panel drawing



Circuit diagram**Button full illumination**