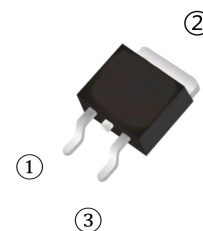




Schottky Diodes
Reverse Voltage-100v
Forward current-10A

Features

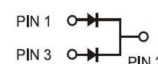
Schottky chip
Ideal for surface mounted applications
Low forward voltage drop, Low power loss, high efficiency
Plastic Case Material has UL Flammability



TO-252

Mechanical Data

Package: TO-252
Terminals: Tin Plated leads, solderable per
Mil-STD-750 Method 2026
Polarity: As marked
Molding compound meets UL 94 V-0 flammability rating,
ROHS-compliant



Maximum Ratings (Ta=25°C Unless otherwise)

Type Number	SYMBOL	MBR10100DS	Unit
Maximum Recurrent Peak Reverse Voltage	V_{RRM}	100	V
Maximum RMS Voltage	V_{RMS}	70	V
Maximum DC Blocking Voltage	V_{DC}	100	V
Maximum Average Forward Rectified Current at $T_L = 100^\circ\text{C}$	$I_{O(AV)}$	10.0	A
Peak Forward Surge Current 8.3ms Single half-sine-wave superimposed on rated load(JEDEC Method) on rated	IFSM	120.0	A
Forward Surge Current (Non-repetitive) @1ms, square wave, 1 cycle, $T_J=25^\circ\text{C}$		240.0	A
Current squared time @ $1\text{ms} \leq t \leq 8.3\text{ms}$ $T_J=25^\circ\text{C}$, Rating of per diode	I^2t	49.8	A^2S
Maximum Forward Voltage at 5.0A DC	V_{FM}	0.85	V
Maximum Reverse Current $T_A = 25^\circ\text{C}$	IR	0.05	mA
at Rated DC Blocking Voltage $T_A = 125^\circ\text{C}$		20	mA
Typical Thermal Resistance Between junction to board	R_{QJB}	50	$^\circ\text{C/W}$
	R_{QJC}	2.0	
Operating Junction Temperature Range	T_J	$-55\text{to}+150$	$^\circ\text{C}$
Storage Temperature Range	T_{STG}	$-55\text{to}+150$	$^\circ\text{C}$



FIG. 1 MAXIMUM AVERAGE FORWARD CURRENT DERATING

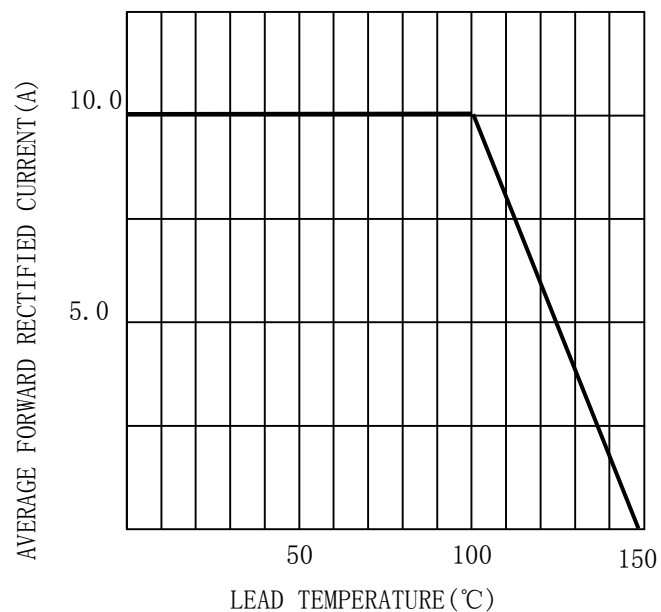


FIG. 2 TYPICAL FORWARD CHARACTERISTICS

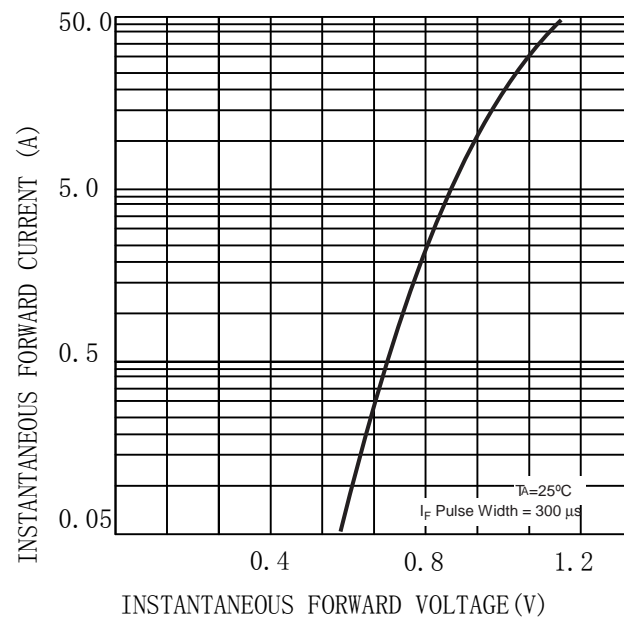


FIG. 3 MAXIMUM NON-REPEITIVE SURGE CURRENT

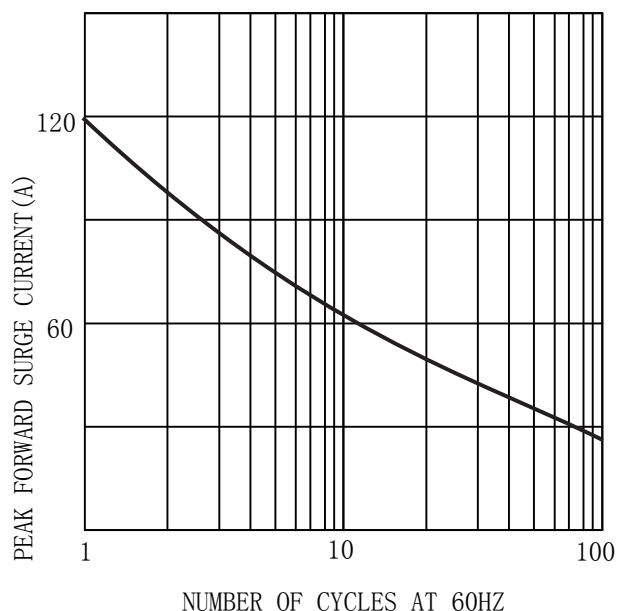
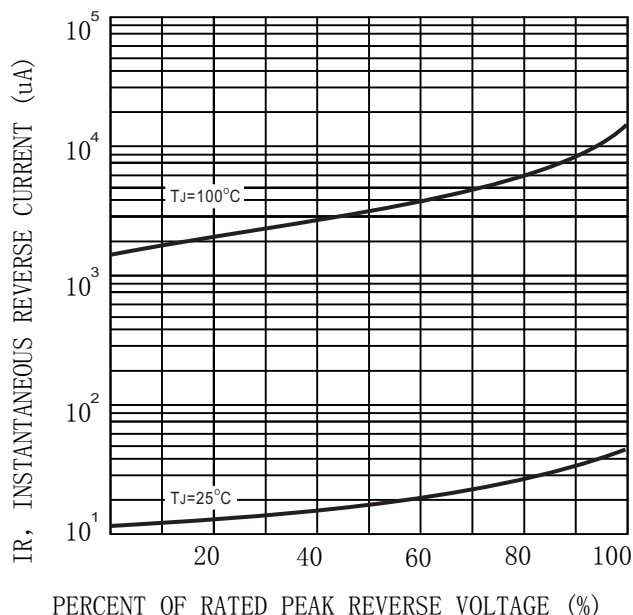


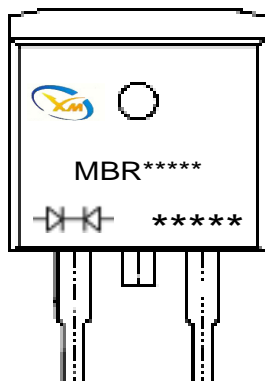
FIG. 4 TYPICAL REVERSE CHARACTERISTICS (per element)






MARKING INFORMATION

TO-252/DS



⏏ = Polar line

 = Logo

**** = Date Code Marking

MBR**** = Marking Code

Date Code Marking

<u>A</u>	<u>001</u>
Year/month code	Order serial number

Example: January 2023 order number is 001, period A001

January 2025 Order number is 001, period [•]A001

Period code year distinction					
2023/2024	2025/2026	2027/2028	2029/2030	2031/2032	remark
no	first	second	tertius	fourth	Dot above corresponding character

eriod code month code mapping table												
month	1	2	3	4	5	6	7	8	9	10	11	12
Single year (Example 2023)	A	B	C	D	E	F	G	H	I	J	K	L
Biennial (example 2024)	M	N	O	P	Q	R	S	T	U	V	W	X



Package Outline Dimensions millimeters

TO-252DS					
DIM	INCHES		MM		NOTE
	min	max	min	max	
A	0.25	0.27	6.3	6.9	
B	0.23	0.25	5.8	6.4	
C	0.08	0.10	2.1	2.5	
D	0.35	0.43	9.0	11.0	
E	0.21	0.22	5.3	5.5	
a	0.08	0.10	2.1	2.5	
b	0.06	0.06	1.4	1.6	
c	0.02	0.03	0.6	0.8	
d	0.02	0.02	0.4	0.6	
e	0.02	0.02	0.4	0.6	

Important Statements and disclaimers.

Do not copy or modify file information without permission.

Xumao Micro reserves the right to modify this document and its products.

Specifications are available without prior notice. Customer shall obtain and confirm the latest product information and specifications prior to final design, purchase or use.

Xumao Micro does not assume any implied warranties, including warranties of fitness for special purposes, non-infringement and merchantability.

The products shown here are not designed and licensed for demanding equipment at a level of reliability or for human life and any life-saving related applications or life-sustaining, such as medical devices, transportation equipment, aerospace machinery, and so on. Customers who use or sell these products for such applications do so at their own risk.

As Xumao Micro uses batch number as tracking benchmark, please provide batch number for tracking in case of exception.