
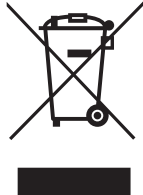


SAMI fuse covers



Catalog symbol:

- SAMI-

Description:

Bussmann™ series Safety and Maintenance Improvement (SAMI™) fuse covers for UL® Class CC, G, H(K), J and UL supplemental (midget) fuses. Available in open fuse indicating and non-indicating versions, SAMI fuse covers provide a convenient means to help improve safety by providing a cover that snaps on fuses that are mounted in open-style fuse blocks from various manufacturers.

Ratings:

- Volts
- Indicating 90 to 600 Vac and 115 to 600 Vdc*
- Non-Indicating up to 600 Vac/dc
- Fuse amps up to 100 A fuse class dependent

* Indicating feature requires a minimum of 90 Vac or 115 Vdc to illuminate lamp.

Agency information:

- UL Listed (SAMI-7_ are UL Recognized)
- CSA® Certified, Class 6225-01, File LR47235

Material:

- Black thermoplastic with UL 94-V2 flammability rating

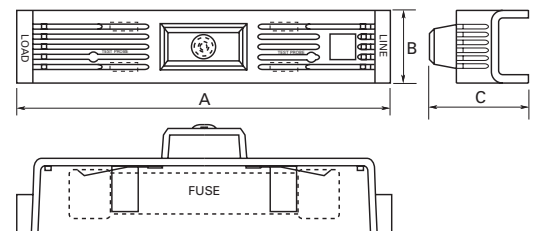
Catalog number system:

- For indicating cover, add suffix I (e.g., SAMI-7I = indicating)
- For non-indicating cover, add suffix N (e.g., SAMI-7N = non-indicating)

Features:

- Innovative design covers open fuse block terminals and contacts
- Fits most competitive fuse blocks
- Yellow indicating light shows when the fuse is open to help troubleshooting the system and reduce downtime
- All versions are reusable — no need to pay for indication every time a fuse opens.
- Less than 0.6 mA leakage current at 600 volts
- Visual lineside and loadside marking
- SAMI cover ends can be easily trimmed to fit over existing wiring or to fit most safety switches
- Dead-front construction provides added protection against accidental contact by maintenance personnel
- Labels are provided with the SAMI fuse cover for writing in circuit or fuse information
- One cover is required for each pole

Dimensions — in



Cat. no.*	Description	A	B	C
SAMI-1N**	250 V, R, K5, H (35-60 A) 600 V, J (0-30 A), T (35-60 A)*	5.0	1.0	1.9
SAMI-2_	600 V, R, K5, H (0-30 A)	7.0	1.3	2.1
SAMI-3_	600 V, J (65-100 A)	7.0	1.3	2.3
SAMI-5_	600 V, R, K5, H (35-60 A)	8.2	1.3	2.2
SAMI-6_	600 V, J (35-60 A)	5.0	1.2	2.1
SAMI-7_	600 V, Midget, Class CC	3.8	0.75	1.7
SAMI-9_	250 V, R, K5, H (0-30 A) 600 V, T (0-30 A)	3.8	0.75	1.7

* For indicating version, add suffix "I," for non-indicating version, add suffix "N," example: SAMI-7I = indicating, SAMI-7N = non-indicating.

** Available only as non-indicating.



Powering Business Worldwide

SAMI fuse covers fit the following Bussmann series fuses

Fuse symbol	Fuse amp range	SAMI cover	Fuse symbol	Fuse amp range	SAMI cover	Fuse symbol	Fuse amp range	SAMI cover	Fuse symbol	Fuse amp range	SAMI cover
AGU	up to 30	SAMI-7_	FRS-R	35-60	SAMI-5_	KWN-R	up to 30	SAMI-9_	MIC	up to 15	SAMI-7_
BAF	up to 30	SAMI-7_	JJS	up to 30	SAMI-9_	KWN-R	35-60	SAMI-1_	MIN	up to 15	SAMI-7_
BAN	up to 30	SAMI-7_	JKS	up to 30	SAMI-1_	KWS-R	up to 30	SAMI-2_	NON	up to 30	SAMI-9_
BBS	up to 30	SAMI-7_	JKS	35-60	SAMI-6_	KWS-R	35-60	SAMI-5_	NON	35-60	SAMI-1_
FNA	up to 30	SAMI-7_	JKS	65-100	SAMI-3_	LP-CC	up to 30	SAMI-7_	NOS	up to 30	SAMI-2_
FNM	up to 30	SAMI-7_	KLM	up to 30	SAMI-7_	LPJ	up to 30	SAMI-1_	NOS	35-60	SAMI-5_
FNQ	up to 30	SAMI-7_	KTK	up to 50	SAMI-7_	LPJ	35-60	SAMI-6_	REN	up to 30	SAMI-9_
FNQ-R	up to 10	SAMI-7_	KTK-R	up to 30	SAMI-7_	LPJ	65-100	SAMI-3_	REN	35-60	SAMI-1_
FNW	12-30	SAMI-7_	KTN-R	up to 30	SAMI-9_	LPN-RK	up to 30	SAMI-9_	RES	up to 30	SAMI-2_
FRN-R	up to 30	SAMI-9_	KTN-R	35-60	SAMI-1_	LPN-RK	35-60SP	SAMI-1_	RES	35-60	SAMI-5_
FRN-R	35-60A	SAMI-1_	KTS-R	up to 30	SAMI-2_	LPS-RK	up to 30	SAMI-2_	SC	up to 30	SAMI-7_
FRS-R	up to 30	SAMI-2_	KTS-R	35-60	SAMI-5_	LPS-RK	35-60	SAMI-5_			

WARNING

To avoid electric shock, turn power OFF and lockout/tagout circuit following prevailing safety procedures before installing, removing or servicing.

The only controlled copy of this data sheet is the electronic read-only version located on the Eaton network drive. All other copies of this document are by definition uncontrolled. This bulletin is intended to clearly present comprehensive product data and provide technical information that will help the end user with design applications. Eaton reserves the right, without notice, to change design or construction of any products and to discontinue or limit distribution of any products. Eaton also reserves the right to change or update, without notice, any technical information contained in this bulletin. Once a product has been selected, it should be tested by the user in all possible applications.

Eaton
1000 Eaton Boulevard
Cleveland, OH 44122
Eaton.com

Bussmann Division
114 Old State Road
Ellisville, MO 63021
United States
Eaton.com/bussmannseries

© 2018 Eaton
All Rights Reserved
Printed in USA
Publication No. 1204 — BU-SB98107
September 2018

Eaton, Bussmann and SAMI are valuable trademarks of Eaton in the US and other countries. You are not permitted to use the Eaton trademarks without prior written consent of Eaton.

CSA is a registered trademark of the Canadian Standards Group
UL is a registered trademark of the Underwriters Laboratories, Inc.

For Eaton's Bussmann series product information, call **1-855-287-7626** or visit: **Eaton.com/bussmannseries**

Follow us on social media to get the latest product and support information.

