


Fluororesin-coated Capacitive Sensor with Sensitivity Adjuster

- Excellent resistance against chemicals and oil with fluororesin-coated case.
- Distance adjustment according to the sensing object using the sensitivity adjuster.





Be sure to read *Safety Precautions* on page 3.

Note: The cable is made of vinyl chloride and requires separate protection.

Ordering Information

Sensors [Refer to *Dimensions* on page 4.]

Appearance		Sensing distance (Adjustable range)			Output Model	Operation mode	Model
Unshielded 	M18		10 mm (6 to 10 mm)		DC 3-wire NPN	NO	E2KQ-X10ME1 2M
						NC	E2KQ-X10ME2 2M

Ratings and Specifications

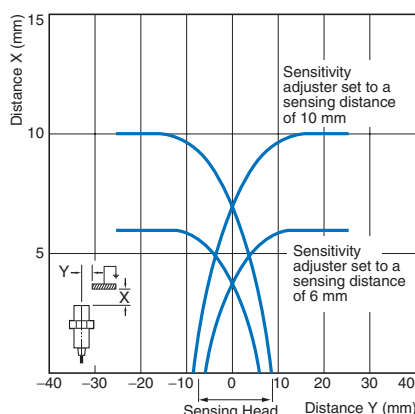
Item	Model	E2KQ-X10ME1	E2KQ-X10ME2
Sensing distance *1		10 mm	
Sensing distance adjustable range		6 to 10 mm	
Differential travel		4% to 20% of sensing distance	
Detectable object		Conductors and dielectrics	
Standard sensing object		Grounded metal plate: 50 × 50 × 1 mm	
Response frequency		35 Hz	
Power supply voltage (operating voltage range)		12 to 24 VDC (10 to 30 VDC), ripple (p-p): 10% max.	
Current consumption		15 mA max.	
Control output	Load current	100 mA	
	Residual voltage	1.5 V max. (Load current: 100 mA, Cable length: 2 m)	
Indicators		Detection indicator (red)	
Operation mode (with sensing object approaching) *2		NO	NC
Protection circuits		Reverse polarity protection, Surge suppressor	
Ambient temperature range		Operating: -10 to 55°C, Storage: -25 to 55°C (with no icing or condensation)	
Ambient humidity range		Operating/storage: 35% to 85% (with no condensation)	
Temperature influence		±15% max. of sensing distance at 23°C in the temperature range of -10 to 55°C	
Voltage influence		±2% max. of sensing distance at rated voltage at rated voltage ±20%	
Insulation resistance		50 MΩ min. (at 500 VDC) between current-carrying parts and case	
Dielectric strength		500 VAC, 50/60 Hz for 1 min between current-carrying parts and case	
Vibration resistance		Destruction: 10 to 55 Hz, 1.5-mm double amplitude for 2 hours each in X, Y, and Z directions	
Shock resistance		Destruction: 500 m/s ² 3 times each in X, Y, and Z directions	
Degree of protection		IP66 (IEC), in-house standards: oil-resistant	
Connection method		Pre-wired Models (Standard cable length: 2 m)	
Weight (packed state)		Approx. 150 g	
Materials	Case, sensing surface	Fluorine resin	
	Clamping nuts		
	Cable	Vinyl chloride	
Accessories		Adjustment screwdriver, Instruction manual	

*1. The above values are sensing distances for the standard sensing object. Refer to *Engineering Data* on the next page for other materials.

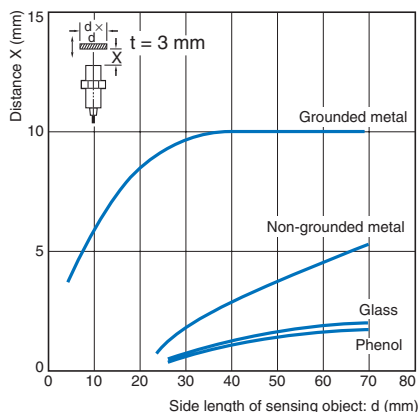
*2. Refer to the timing charts under *I/O Circuit Diagrams* on page 3 for details.

Engineering Data (Reference Value)

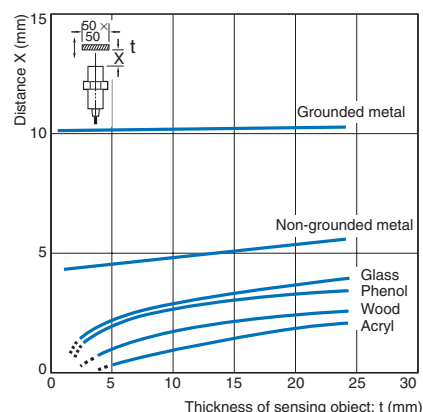
Sensing Area (Grounded Metal Plate)



Influence of Sensing Object Size and Material



Influence of Sensing Object Thickness and Material



I/O Circuit Diagrams

DC 3-Wire Models

Operation mode	Model	Timing chart	Output circuit
NO	E2KQ-X10ME1	<p>Sensing object</p> <p>Present</p> <p>Not present</p> <p>Load (between brown and black leads)</p> <p>Operate</p> <p>Reset</p> <p>Output voltage (between black and blue leads)</p> <p>High</p> <p>Low</p> <p>Detection indicator (red)</p> <p>ON</p> <p>OFF</p>	<p>*1. Load current: 100 mA max. *2. When a transistor is connected.</p>
NC	E2KQ-X10ME2	<p>Sensing object</p> <p>Present</p> <p>Not present</p> <p>Load (between brown and black leads)</p> <p>Operate</p> <p>Reset</p> <p>Output voltage (between black and blue leads)</p> <p>High</p> <p>Low</p> <p>Detection indicator (red)</p> <p>ON</p> <p>OFF</p>	

Safety Precautions

Refer to *Warranty and Limitations of Liability*.

WARNING

This product is not designed or rated for ensuring safety of persons either directly or indirectly. Do not use it for such purposes.



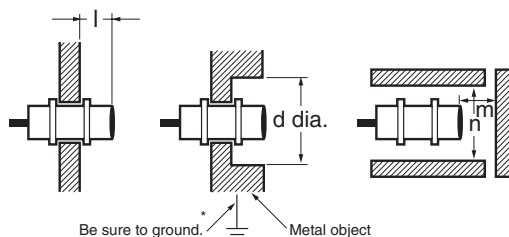
Precautions for Correct Use

Do not use this product under ambient conditions that exceed the ratings.

● Design

Influence of Surrounding Metal

If the E2KQ-X is embedded in metal, maintain at least the following distances between the E2KQ-X and the metal.



* Be sure to ground the metal object, otherwise E2KQ-X operation will not be stable.

Influence of Surrounding Metal

(Unit: mm)

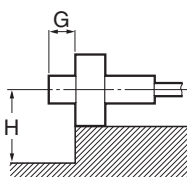
Model	Dimension	l	d	m	n
E2KQ-X10ME□		30	75	18	90

If a mounting bracket is used, be sure that at least the following distances are maintained.

Influence of Surrounding Metal

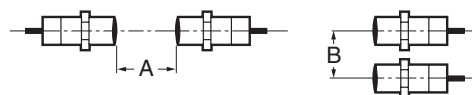
(Unit: mm)

Model	Dimension	G	H
E2KQ-X10ME□		30	35



Mutual Interference

When installing Sensors face-to-face or side-by-side, ensure that the minimum distances given in the following table are maintained.



Mutual Interference

(Unit: mm)

Model	Dimension	A	B
E2KQ-X10ME□		200	32

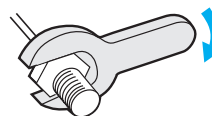
Effects of a High-frequency Electromagnetic Field

The Sensor may malfunction if there is an ultrasonic washer, high-frequency generator, or transceiver nearby.

For major measures, refer to *Noise of Warranty and Limitations of Liability* for Photoelectric Sensors.

● Mounting

Be sure to tighten each nut with torque not exceeding the following value.



Model	Torque
E2KQ-X10ME□	0.6 N·m

● Adjustment

Sensing Object

The maximum sensing distance will decrease if the sensing object is a non-grounded metal object or dielectric object.

● Sensing Object Material

The E2KQ-X can detect almost any type of object. The sensing distance of the E2KQ-X, however, will vary with the electrical characteristics of the object, such as the conductance and inductance of the object, and the water content and capacity of the object. The maximum sensing distance of the E2KQ-X will be obtained if the object is made of grounded metal.

• There are objects that cannot be detected indirectly. Therefore, be sure to test the E2KQ-X in a trial operation with the objects before using the E2KQ-X in actual applications.

Miscellaneous

Ambient Environment

The Sensor may malfunction if subjected to water, oil, chemicals, or condensation by falsely detecting these as sensing objects.

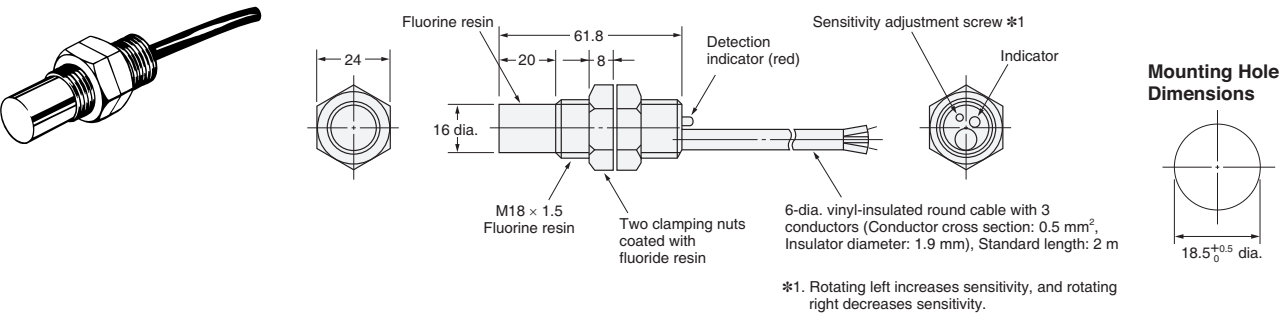
Environment

The E2KQ-X is of water-resistant construction. To increase the reliability of the E2KQ-X in operation, however, it is recommended that the E2KQ-X be protected with an appropriate cover so that the E2KQ-X will be free from sprayed water or machining oil. The cable is not coated with Fluororesin, which must be taken into consideration when installing the E2KQ-X.

Dimensions

(Unit: mm)
Tolerance class IT16 applies to dimensions in this data sheet unless otherwise specified.

E2KQ-X10ME□



Terms and Conditions Agreement

Read and understand this catalog.

Please read and understand this catalog before purchasing the products. Please consult your OMRON representative if you have any questions or comments.

Warranties.

(a) Exclusive Warranty. Omron's exclusive warranty is that the Products will be free from defects in materials and workmanship for a period of twelve months from the date of sale by Omron (or such other period expressed in writing by Omron). Omron disclaims all other warranties, express or implied.

(b) Limitations. OMRON MAKES NO WARRANTY OR REPRESENTATION, EXPRESS OR IMPLIED, ABOUT NON-INFRINGEMENT, MERCHANTABILITY OR FITNESS FOR A PARTICULAR PURPOSE OF THE PRODUCTS. BUYER ACKNOWLEDGES THAT IT ALONE HAS DETERMINED THAT THE PRODUCTS WILL SUITABLY MEET THE REQUIREMENTS OF THEIR INTENDED USE.

Omron further disclaims all warranties and responsibility of any type for claims or expenses based on infringement by the Products or otherwise of any intellectual property right. (c) Buyer Remedy. Omron's sole obligation hereunder shall be, at Omron's election, to (i) replace (in the form originally shipped with Buyer responsible for labor charges for removal or replacement thereof) the non-complying Product, (ii) repair the non-complying Product, or (iii) repay or credit Buyer an amount equal to the purchase price of the non-complying Product; provided that in no event shall Omron be responsible for warranty, repair, indemnity or any other claims or expenses regarding the Products unless Omron's analysis confirms that the Products were properly handled, stored, installed and maintained and not subject to contamination, abuse, misuse or inappropriate modification. Return of any Products by Buyer must be approved in writing by Omron before shipment. Omron Companies shall not be liable for the suitability or unsuitability or the results from the use of Products in combination with any electrical or electronic components, circuits, system assemblies or any other materials or substances or environments. Any advice, recommendations or information given orally or in writing, are not to be construed as an amendment or addition to the above warranty.

See <http://www.omron.com/global/> or contact your Omron representative for published information.

Limitation on Liability: Etc.

OMRON COMPANIES SHALL NOT BE LIABLE FOR SPECIAL, INDIRECT, INCIDENTAL, OR CONSEQUENTIAL DAMAGES, LOSS OF PROFITS OR PRODUCTION OR COMMERCIAL LOSS IN ANY WAY CONNECTED WITH THE PRODUCTS, WHETHER SUCH CLAIM IS BASED IN CONTRACT, WARRANTY, NEGLIGENCE OR STRICT LIABILITY.

Further, in no event shall liability of Omron Companies exceed the individual price of the Product on which liability is asserted.

Suitability of Use.

Omron Companies shall not be responsible for conformity with any standards, codes or regulations which apply to the combination of the Product in the Buyer's application or use of the Product. At Buyer's request, Omron will provide applicable third party certification documents identifying ratings and limitations of use which apply to the Product. This information by itself is not sufficient for a complete determination of the suitability of the Product in combination with the end product, machine, system, or other application or use. Buyer shall be solely responsible for determining appropriateness of the particular Product with respect to Buyer's application, product or system. Buyer shall take application responsibility in all cases.

NEVER USE THE PRODUCT FOR AN APPLICATION INVOLVING SERIOUS RISK TO LIFE OR PROPERTY OR IN LARGE QUANTITIES WITHOUT ENSURING THAT THE SYSTEM AS A WHOLE HAS BEEN DESIGNED TO ADDRESS THE RISKS, AND THAT THE OMRON PRODUCT(S) IS PROPERLY RATED AND INSTALLED FOR THE INTENDED USE WITHIN THE OVERALL EQUIPMENT OR SYSTEM.

Programmable Products.

Omron Companies shall not be responsible for the user's programming of a programmable Product, or any consequence thereof.

Performance Data.

Data presented in Omron Company websites, catalogs and other materials is provided as a guide for the user in determining suitability and does not constitute a warranty. It may represent the result of Omron's test conditions, and the user must correlate it to actual application requirements. Actual performance is subject to the Omron's Warranty and Limitations of Liability.

Change in Specifications.

Product specifications and accessories may be changed at any time based on improvements and other reasons. It is our practice to change part numbers when published ratings or features are changed, or when significant construction changes are made. However, some specifications of the Product may be changed without any notice. When in doubt, special part numbers may be assigned to fix or establish key specifications for your application. Please consult with your Omron's representative at any time to confirm actual specifications of purchased Product.

Errors and Omissions.

Information presented by Omron Companies has been checked and is believed to be accurate; however, no responsibility is assumed for clerical, typographical or proofreading errors or omissions.