RoHS

REV	ECN NO.	DESRIPTION	DESIGN	APPROVAL	DATE
A1	NEW	新版发行			2025.03.05

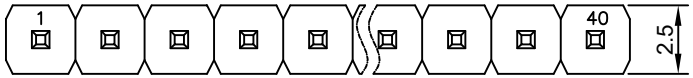

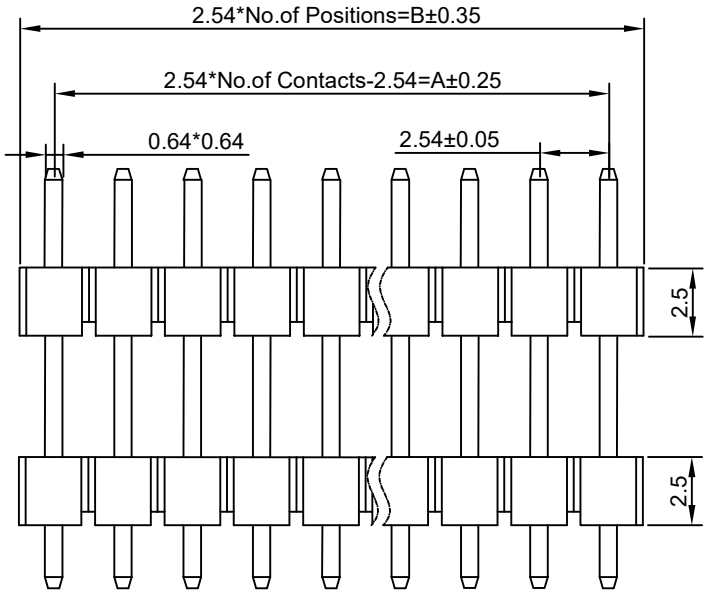

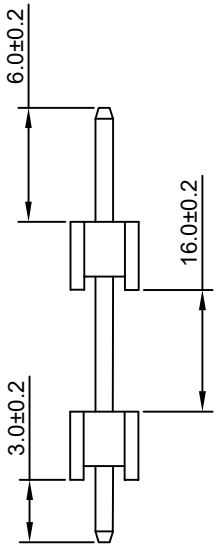

SPECIFICATIONS
1. Current rating: 3A
2. Temperature range: -40°C ~ +105°C
3. Insulation resistance: 1000MΩ Min.
4. Withstanding voltage: 600V AC/ minute.
5. Contact resistance: 20mΩ Max.

Material:
Insulator Material: PA6T UL 94V-0
Contact Material:Brass
Plating:Matte Tin or gold plated over Nickel
Mate with XFCN PM254 Single row series

Ordering Code:

PZ254V-21-XX-A60-3000
1 2

1.序列号
2.Pin位数: 02-40P

No.of PIN/ROW	Dimension A	Dimension B
02	2.54	5.08
03	5.08	7.62
04	7.62	10.16
05	10.16	12.70
06	12.70	15.24
07	15.24	17.78
08	17.78	20.32
09	20.32	22.86
10	22.86	25.40
11	25.40	27.94
12	27.94	30.48
13	30.48	33.02
14	33.02	35.56
15	35.56	38.10
16	38.10	40.64
17	40.64	43.18
18	43.18	45.72
19	45.72	48.26
20	48.26	50.80
21	50.80	53.34
22	53.34	55.88
23	55.88	58.42
24	58.42	60.96
25	60.96	63.50
26	63.50	66.04
27	66.04	58.58
28	58.58	71.12
29	71.12	73.66
30	73.66	76.20
31	76.20	78.74
32	78.74	81.28
33	81.28	83.82
34	83.82	86.36
35	86.36	88.90
36	88.90	91.44
37	91.44	93.98
38	93.98	96.52
39	96.52	99.06
40	99.06	101.60

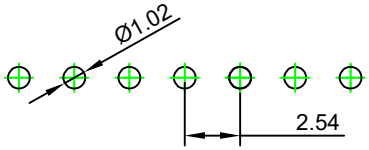

P.C.B Hole Layout

X.±0.50	X.°±
.X±0.25	.X°±
.XX±0.15	.XX°±
.XXX±0.10	.XXX°±
UNITS:	mm

PART NO: PZ254V-21-XX-A60-3000

TITLE: 2.54mm Pin Header Connectors

XFCN兴飞连接器
0769-82001899
www.xfconn.com

DWG NO: /

APPD	Chen ZhiQiang			
CHKD	Liu Wei	VIEW		
DRAW	Chen HongJiang	SCALE	SHEET	REV
DATE	2025.03.05	NONE	1/1	A1

THESE DRAWINGS AND SPECIFICATIONS ARE THE PROPERTY OF XFCN AND SHALL NOT BE REPRODUCED,COPIED OR CUED IN ANY MANNER WITHOUT THE PRIOR WRITTEN CONSENT OF XFCN