

## SuperESD – RCLAMP0502A-ES

## 1.Description

The RCLAMP0502A-ES is designed to protect voltage sensitive components from ESD and transient voltage events. Excellent clamping capability. Low leakage, and fast response time, make these parts ideal for ESD protection on designs where board space is at a premium.

## 2.Features

- IEC 61000-4-2 Level 4 ESD Protection
  - $\pm 12\text{kV}$  Contact Discharge
  - $\pm 17\text{kV}$  Air Discharge
- IEC 61000-4-4 EFT Protection
  - 40A (5/50ns)
- IEC 61000-4-5 Surge
  - 4.0A (8/20us)
- RoHS compliance
- Protecting two I/O line
- Ultra-low Capacitance:0.6pF (Typical)
- Low clamping voltage
- Low leakage current
- Solid-state silicon technology

## 3.Applications

- HDMI/USB2.0
- Monitors and flat panel display
- 10/100/1000 ethernet
- Notebook computers
- SIM ports
- ATM interface

## 4.Ordering Information

Part Number	Package	Marking	Material	Packing	Quantity per reel	Flammability Rating	Reel Size
RCLAMP0502A-ES	SOT-563	A	Halogen free	Tape & Reel	3K PCS	UL 94V-0	7 inches

Table-1 Ordering information

## RCLAMP0502A-ES

Rev-1.4

## 5.Pin Configuration and Functions

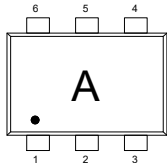
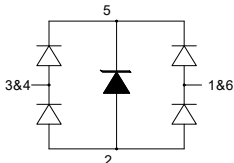
Pin	Name	Description	Outline	Circuit Diagram
1	IO	Connect to IO		
2	GND	Connect to GND		
3	IO	Connect to IO		
4	IO	Connect to IO		
5	Vcc	Connect to Vcc		
6	IO	Connect to IO		

Table-2 Pin configuration

## 6.Specification

## 6.1. Absolute Maximum rating

Over operating free-air temperature range (unless otherwise noted)

Parameters	Symbol	Min.	Max.	Unit
Peak pulse power (tp=8/20us)@25°C	P <sub>pk</sub>	-	60	W
Peak pulse current (tp=8/20us)@25°C	I <sub>PP</sub>		4.0	A
ESD (IEC61000-4-2 air discharge) @25°C	V <sub>ESD</sub>	-	±17	kV
ESD (IEC61000-4-2 contact discharge) @25°C	V <sub>ESD</sub>	-	±12	kV
Junction temperature	T <sub>J</sub>	-	150	°C
Operating temperature	T <sub>OP</sub>	-40	125	°C
Storage temperature	T <sub>STG</sub>	-55	150	°C
Lead temperature	T <sub>L</sub>	-	260	°C

Table-3 Absolute Maximum rating

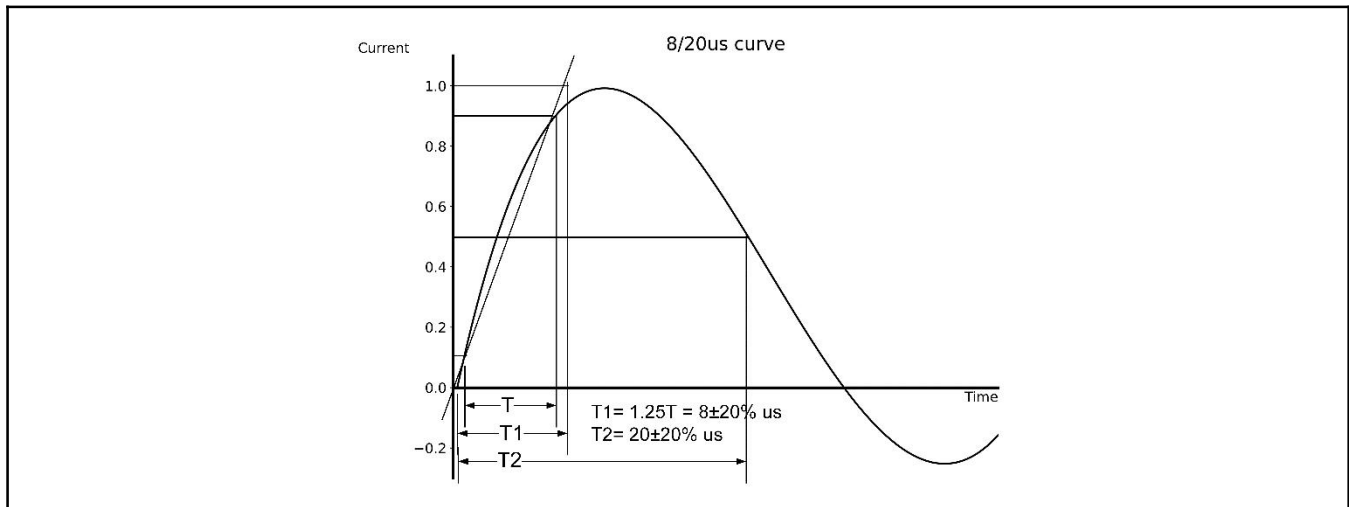
## 6.2. Electrical Characteristics

At TA = 25°C unless otherwise noted

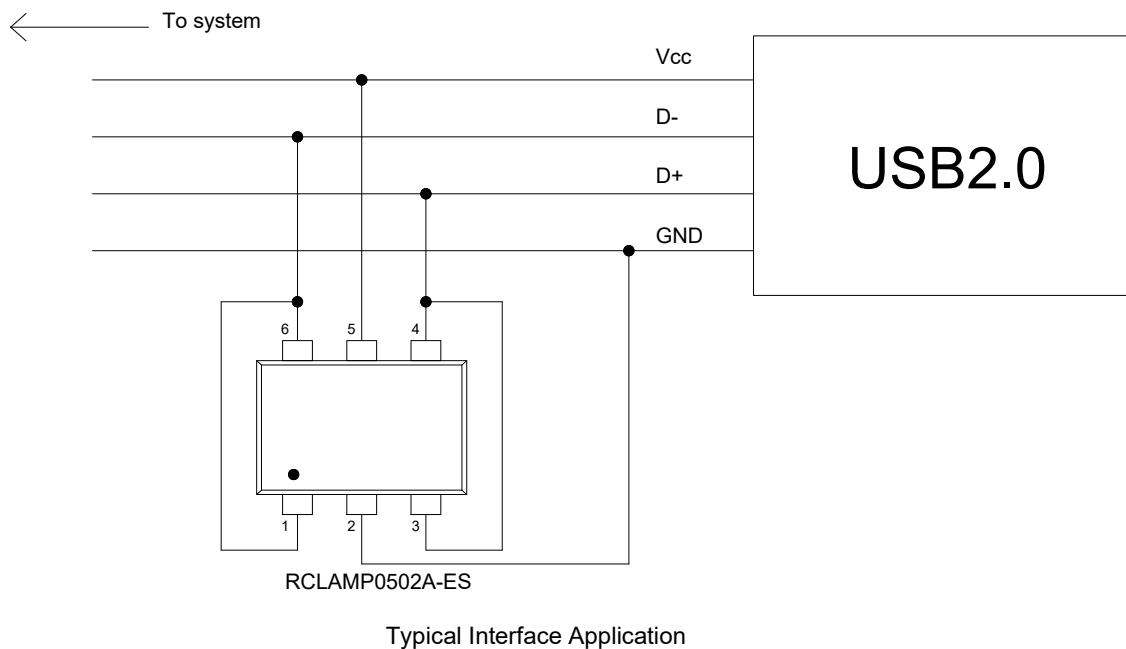
Parameters	Symbol	conditions	Min.	Typ.	Max.	Unit
Reverse stand-off voltage	$V_{RWM}$				5.0	V
Reverse Breakdown Voltage	$V_{BR}$	$I_T = 1mA$	6.0			V
Reverse Leakage Current	$I_R$	$V_{RWM} = 5V$			1.0	uA
Peak Pulse Current	$I_{PP}$	$TP = 8/20\mu s @ 25^\circ C$		4.0		A
Clamping Voltage	$V_{CL}$	$I_{PP} = 1A; TP = 8/20\mu s$		9.0	10.0	V
Clamping Voltage	$V_{CL}$	$I_{PP} = 4.0A; TP = 8/20\mu s$		12.0	15.0	V
Junction capacitance	$C_J$	I/O pins to ground; $V_R = 0V; f = 1MHz$		0.6	0.8	pF
		Between I/O pins; $V_R = 0V; f = 1MHz$		0.3	0.4	

Table-4 Electrical Characteristics

## 7. Typical Characteristic



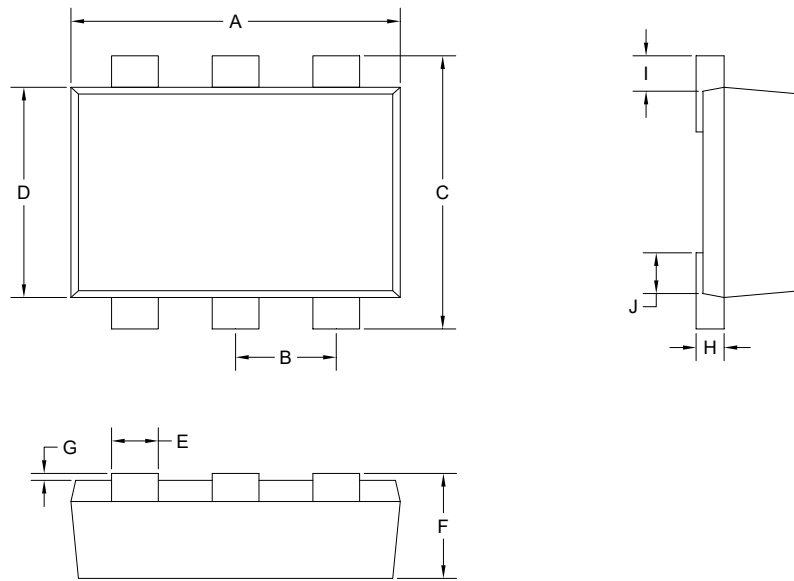
## 8. Typical Application



## 9. Dimensions (SOT-563)

# RCLAMP0502A-ES

Rev-1.4



Units in millimeters

symbol	A	B	C	D	E	F	G	H	I	J
Min.	1.50	0.50	1.55	1.10	0.15	0.50	0.00	0.10	0.10	0.15
Max.	1.70	0.60	1.70	1.25	0.30	0.60	0.05	0.18	0.30	0.20

**DISCLAIMER**

ELECSUPER PROVIDES TECHNICAL AND RELIABILITY DATA (INCLUDING DATASHEETS), DESIGN RESOURCES (INCLUDING REFERENCE DESIGNS), APPLICATION OR OTHER DESIGN ADVICE, SAFETY INFORMATION, AND OTHER RESOURCES "AS IS" AND WITH ALL FAULTS, AND DISCLAIMS ALL WARRANTIES, EXPRESS AND IMPLIED, INCLUDING WITHOUT LIMITATION ANY IMPLIED WARRANTIES OF MERCHANTABILITY, FITNESS FOR A PARTICULAR PURPOSE OR NON-INFRINGEMENT OF THIRD PARTY INTELLECTUAL PROPERTY RIGHTS.

These resources are intended for skilled developers designing with ElecSuper products. You are solely responsible for

- (1) selecting the appropriate ElecSuper products for your application;
- (2) designing, validating and testing your application;
- (3) ensuring your application meets applicable standards, and any other safety, security, or other requirements.

These resources are subject to change without notice. ElecSuper grants you permission to use these resources only for development of an application that uses the ElecSuper products described in the resource. Other reproduction and display of these resources are prohibited. No license is granted to any other ElecSuper intellectual property right or to any third party intellectual property right. ElecSuper disclaims responsibility for, and you will fully indemnify ElecSuper and its representatives against, any claims, damages, costs, losses, and liabilities arising out of your use of these resources. ElecSuper's products are provided subject to ElecSuper's Terms of Sale or other applicable terms available either on [www.elecsuper.com](http://www.elecsuper.com) or provided in conjunction with such ElecSuper products. ElecSuper's provision of these resources does not expand or otherwise alter ElecSuper's applicable warranties or warranty disclaimers for ElecSuper products.