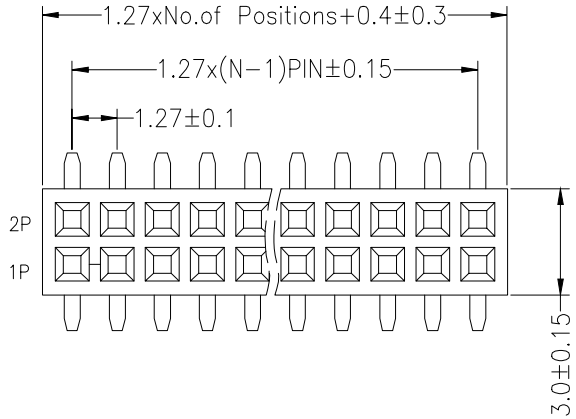

Recommended P.C.B Layout(Top Side)
(PCB BOARD TOLERANCE±0.05)

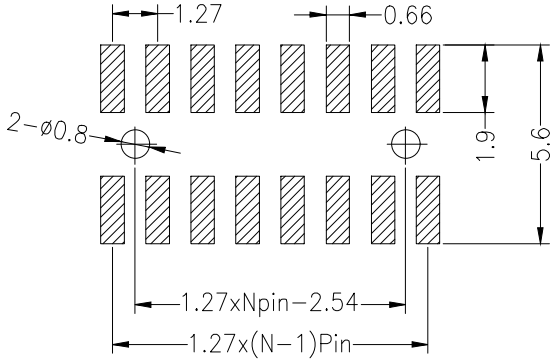

SPECIFICATIONS
Rated Current:1.0AMP
Contact Resistance:20mΩ Max
Withstand Voltage:500V AC/DC
Insulation Resistance:1000MΩ Min
Operation Temperature:-40°c to +105°c

Contact Material:Phosphor Bronze
Contact Plating:Au Over Ni
Insulator Material:Polyester(UL94V-0)
Standard: PA9T
Max.Processing Temp: 230°C for 30-60 seconds
(260°C for 10 seconds)

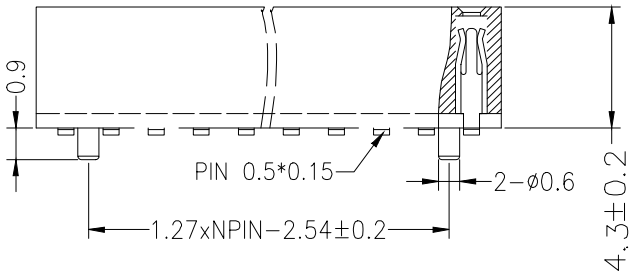

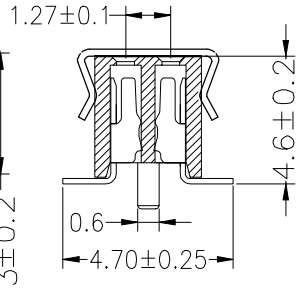

W= With Post

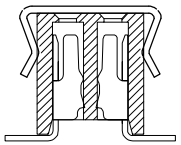

N= W/O Post

Ordering Information

PM 127 - * - N - S - * - ** - * - P

- No.of Rows: 1=Single Row, 2=Dual Row
- No.of Pins: 2-40Pin
- Type: Z=直针 W=弯针 S=立贴 WS=卧贴
- Length (Plastic) (塑高)
- Contact Plat: G0:Gold Flash, G1:1u" Gold, G2:3u" Gold, G3:5u" Gold, G4:10u" Gold, G5:15u" Gold, G6:30u" Gold, S0:Gold Flash/Tin, S1:Tin
- ackaing: R=Reel +Cap (编带+盖)
- Post (带柱)

			GENERL TOLERANCE	制 图 DRAWING		深圳市华灿天禄电子有限公司 ShenzhenhuacantianluELECTRONICS CO.,LTD			
			DIM TOL	审 核 CHECK					
			X.X ±0.30	批 准 APPROVAL		产品名称 TITLE	1.27双排 排母 贴片 带盖	版 本 REV.	A
			X.XX ±0.20	比 例 SCALE		产品料号 PART NO.	PM127-2-N-S-4.3-XX-R	单 位 UNITS	mm
1	初版发行		X.XXX ±0.10						
序号 No.	变更内容 MODIFY CONTENT	日 期 MODIFY DATE	Angle ±3.0°	投 影 Projection		材 料 MATERIAL		页 次 SHEET	1/1