THIS DRAWING IS UNPUBLISHED. RELEASED FOR PUBLICATION -.- .
© COPYRIGHT - By - ALL RIGHTS RESERVED.

REVISIONS					
P	LTR	DESCRIPTION	DATE	DWN	APVD
	P5	REVISED PER ECO-16-012733	01SEP2016	NK	MM
	P6	REVISED PER ECO-18-014731	18SEP2018	RS	MM

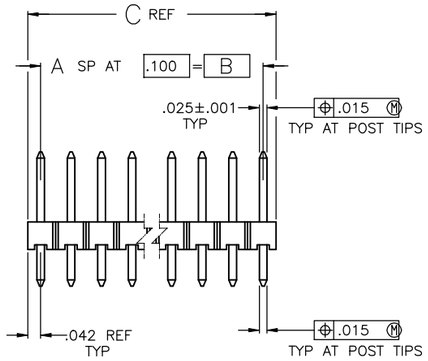

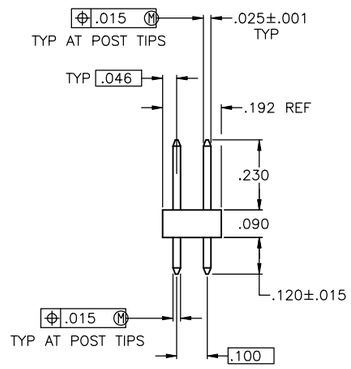

1 TRUE POSITION TOLERANCE OF THE POST TIPS APPLIES WHEN THE HEADERS ARE HELD FLAT AGAINST THE PRINTED CIRCUIT BOARD.

2 ASSEMBLY MAY BE BROKEN TO THE DESIRED NUMBER OF POSITIONS.

3 .000100-.000200 MATTE TIN-LEAD OVER .000050 NICKEL.

4 .000100-.000200 BRIGHT TIN OVER .000050 NICKEL.

5 PRELIMINARY PART - NOT RELEASED FOR PRODUCTION.

6 HOUSING MATERIAL: FLAME RETARDANT THERMOPLASTIC; COLOR-BLACK.

7 OBSOLETE PARTS: OBSOLETE CIS STREAMLINING PER D.RENAUD/D.SINISI

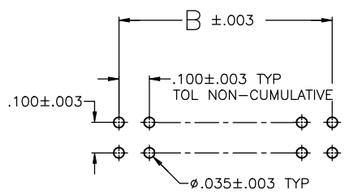

RECOMMENDED HOLE LAYOUT

		PLATING	C	B	A	NO OF POSN	PART NUMBER
	5 4		1.684	1.600	16	34	4-103328-9
	5 4		1.284	1.200	12	26	4-103328-8
	4		.884	.800	8	18	4-103328-7
7 OBSOLETE	4		.584	.500	5	12	~~4-103328-6~~
	4		3.984	3.900	39	80	4-103328-5
	4		.984	.900	9	20	4-103328-4
	4		.684	.600	6	14	4-103328-3
	4		.284	.200	2	6	4-103328-2
	4		.084	—	—	2	4-103328-1
	3		3.984	3.900	39	80	4-103328-0
7 OBSOLETE	3		3.884	3.800	38	78	~~3-103328-9~~
7 OBSOLETE	3		3.784	3.700	37	76	~~3-103328-8~~
7 OBSOLETE	3		3.684	3.600	36	74	~~3-103328-7~~
7 OBSOLETE	3		3.584	3.500	35	72	~~3-103328-6~~
	3		3.484	3.400	34	70	3-103328-5
7 OBSOLETE	3		3.384	3.300	33	68	~~3-103328-4~~
7 OBSOLETE	3		3.284	3.200	32	66	~~3-103328-3~~
7 OBSOLETE	3		3.184	3.100	31	64	~~3-103328-2~~
7 OBSOLETE	3		3.084	3.000	30	62	~~3-103328-1~~
7 OBSOLETE	3		2.984	2.900	29	60	~~3-103328-0~~
7 OBSOLETE	3		2.884	2.800	28	58	~~2-103328-9~~
7 OBSOLETE	3		2.784	2.700	27	56	~~2-103328-8~~
7 OBSOLETE	3		2.684	2.600	26	54	~~2-103328-7~~
7 OBSOLETE	3		2.584	2.500	25	52	~~2-103328-6~~
	3		2.484	2.400	24	50	2-103328-5
7 OBSOLETE	3		2.384	2.300	23	48	~~2-103328-4~~
7 OBSOLETE	3		2.284	2.200	22	46	~~2-103328-3~~
7 OBSOLETE	3		2.184	2.100	21	44	~~2-103328-2~~
7 OBSOLETE	3		2.084	2.000	20	42	~~2-103328-1~~
	3		1.984	1.900	19	40	2-103328-0
7 OBSOLETE	3		1.884	1.800	18	38	~~1-103328-9~~
7 OBSOLETE	3		1.784	1.700	17	36	~~1-103328-8~~
	3		1.684	1.600	16	34	1-103328-7
	3		1.584	1.500	15	32	1-103328-6
7 OBSOLETE	3		1.484	1.400	14	30	~~1-103328-5~~
	3		1.384	1.300	13	28	1-103328-4
	3		1.284	1.200	12	26	1-103328-3
	3		1.184	1.100	11	24	1-103328-2
7 SUPERSEDED BY 6-146254-1	3		1.084	1.000	10	22	~~1-103328-1~~
	3		.984	.900	9	20	1-103328-0
	3		.884	.800	8	18	103328-9
	3		.784	.700	7	16	103328-8
	3		.684	.600	6	14	103328-7
	3		.584	.500	5	12	103328-6
	3		.484	.400	4	10	103328-5
	3		.384	.300	3	8	103328-4
	3		.284	.200	2	6	103328-3
	3		.184	.100	1	4	103328-2
	3		.084	—	—	2	103328-1

THIS DRAWING IS A CONTROLLED DOCUMENT.

DIMENSIONS: INCHES

TOLERANCES UNLESS OTHERWISE SPECIFIED:
0 PLC ± -
1 PLC ± -
2 PLC ± -
3 PLC ± .005
4 PLC ± -
ANGLES ± -

MATERIAL: POST: COPPER ALLOY (6)
FINISH: SEE TABLE

DWN J.MARTINELLI 10/15/92
CHK JOHN KNITTLE 23NOV92
APVD B. FLINCHBAUGH 23NOV92
PRODUCT SPEC —
APPLICATION SPEC —
WEIGHT —

TE Connectivity

NAME: ASSEMBLY, HEADER, BREAKAWAY, MOD II, DOUBLE ROW, .100 X .100 C/L, VERTICAL, WITH .025 SQUARE POSTS

SIZE A1 | CAGE CODE 00779 | DRAWING NO C-103328 | RESTRICTED TO —

CUSTOMER DRAWING | SCALE 4:1 | SHEET 1 OF 1 | REV P6

4805 (1/15)