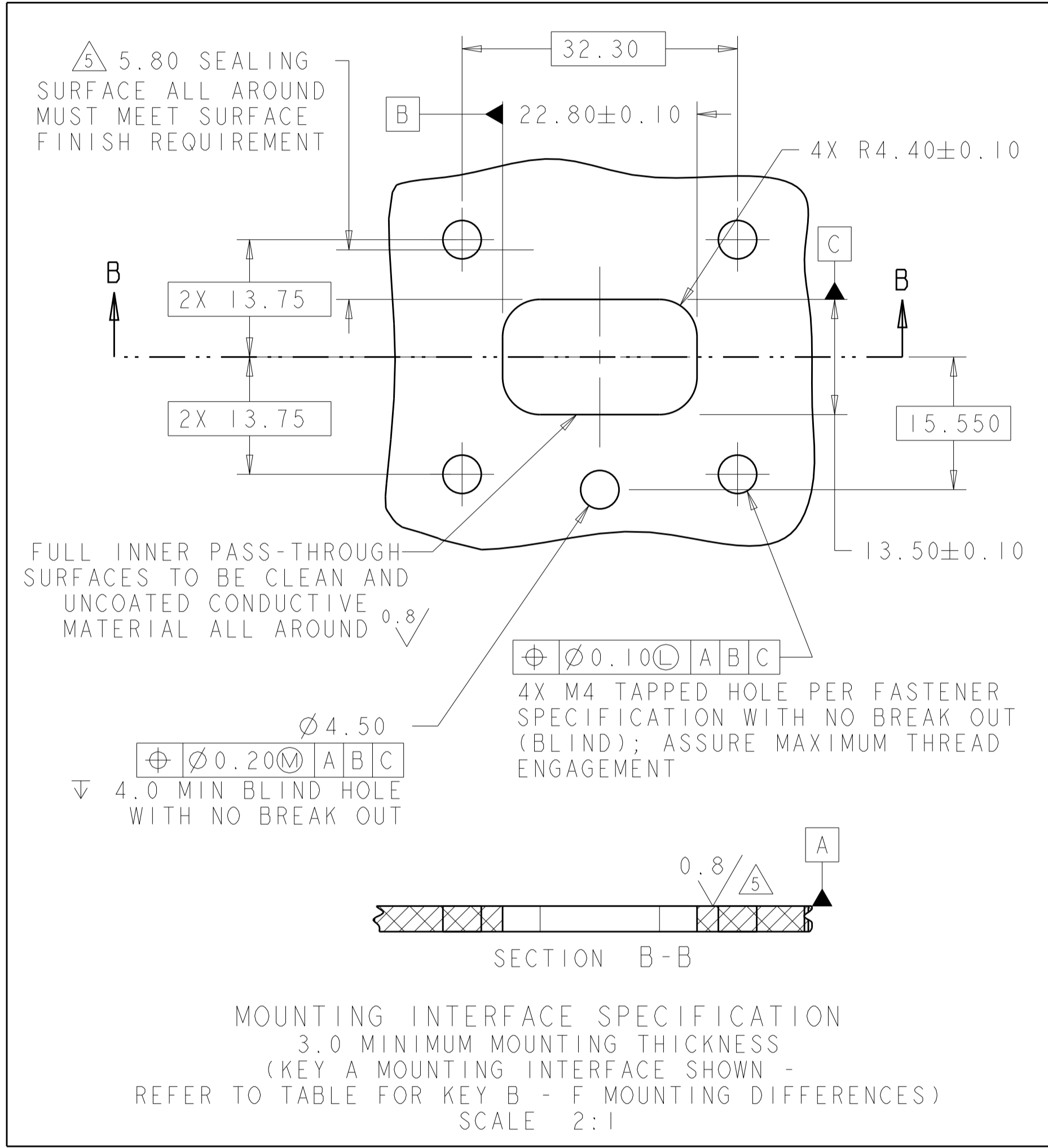
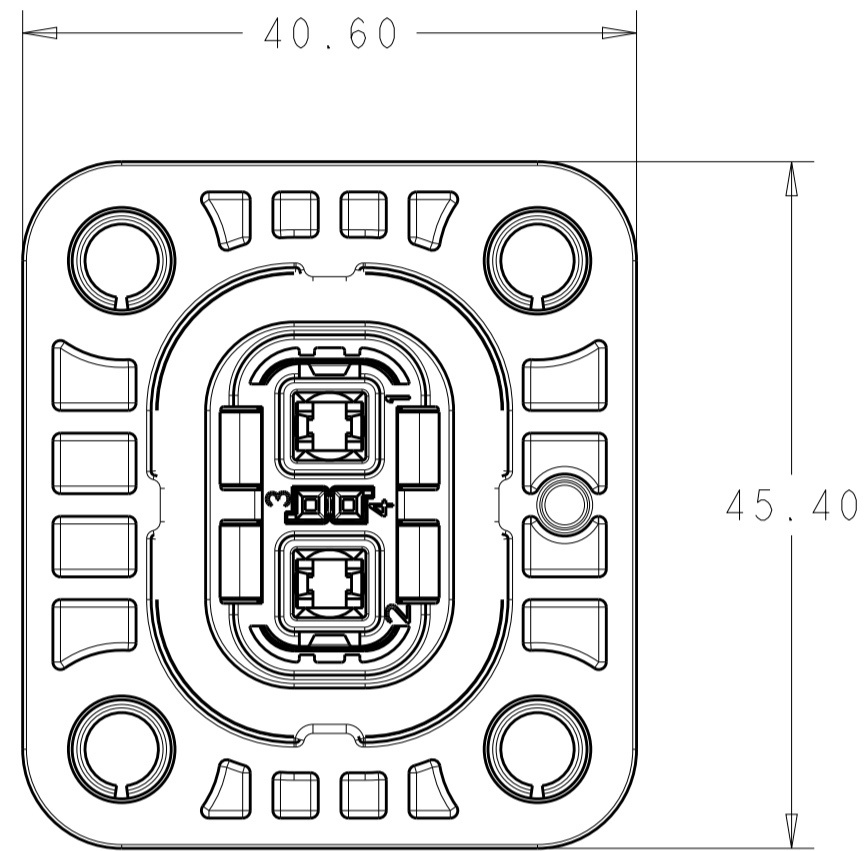
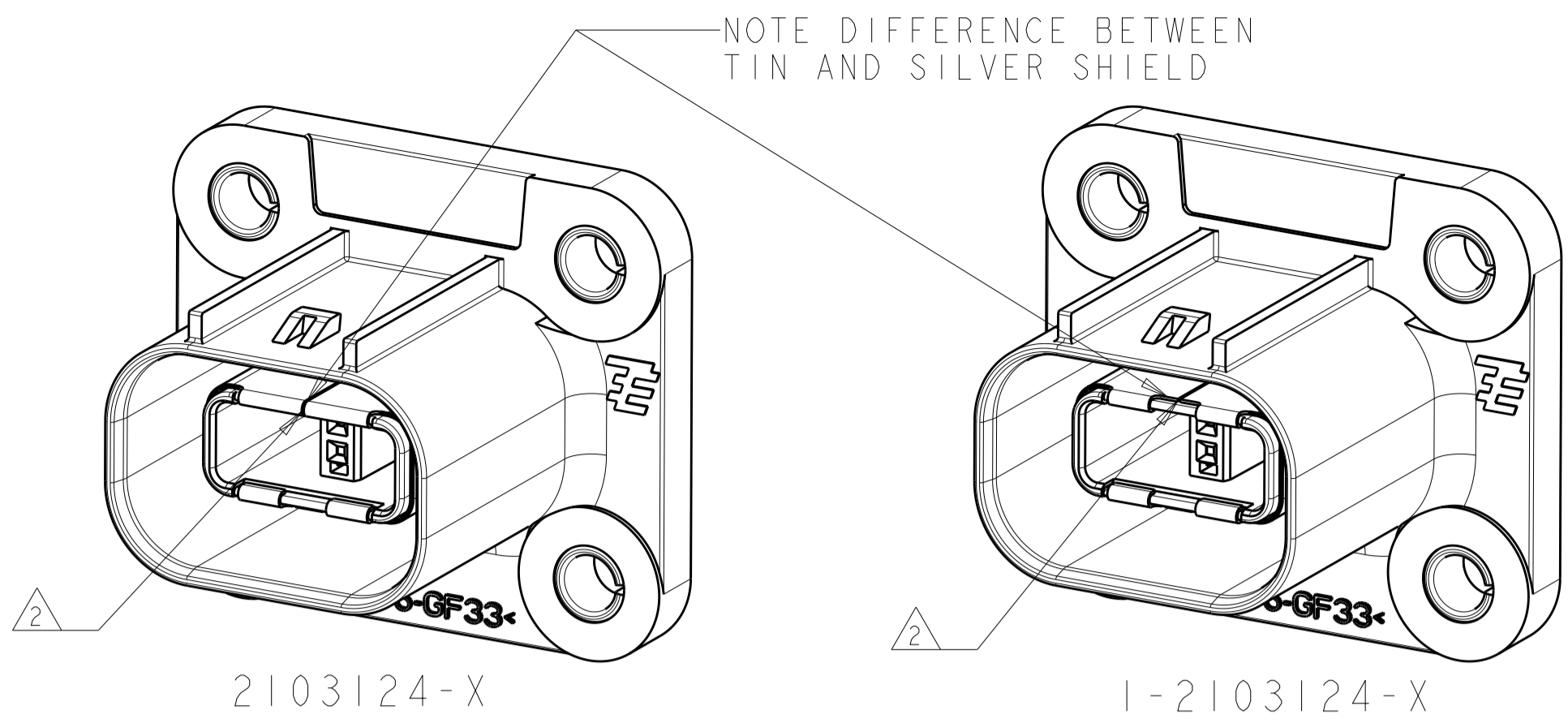


2103124-1 SHOWN IN ALL VIEWS UNLESS NOTED
REFER TO SHEET 2 FOR ADDITIONAL PART NUMBER VIEWS



SILVER	G	1-2103124-7
SILVER	F	1-2103124-6
SILVER	E	1-2103124-5
SILVER	D	1-2103124-4
SILVER	B	1-2103124-2
SILVER	A	1-2103124-1
TIN	G	2103124-7
TIN	F	2103124-6
TIN	E	2103124-5
TIN	D	2103124-4
TIN	B	2103124-2
TIN	A	2103124-1
SHIELD FINISH		INDEX
		PART NO

THIS DRAWING IS A CONTROLLED DOCUMENT.		OWN T. DEWITTE 30SEP2010	TE Connectivity	
DIMENSIONS:		CHK T. DEWITTE 30SEP2010	NAME	
mm		APVD T. DEWITTE 15APR2011	HVA280 2P HEADER ASSY W/HVIL PLASTIC 1 PIECE CHART DRAWING	
TOLERANCES UNLESS OTHERWISE SPECIFIED:		PRODUCT SPEC	SIZE	
0 PLC ±0.50		APPLICATION SPEC	CAGE CODE DRAWING NO	
1 PLC ±0.50		408-10441	RESTRICTED TO	
2 PLC ±0.15		WEIGHT 22.7 g	A100779C=2103124	
3 PLC ±0.05		CUSTOMER DRAWING	SCALE 2:1 SHEET 1 OF 2 REV B2	
4 PLC ±.3				
ANGLES FINISH				

REVISIONS				
P	LTR	DESCRIPTION	DATE	DWN
-	-	SEE SHEET 1	-	-

	X-2103124-1 (KEY A)	X-2103124-2 (KEY B)	X-2103124-4 (KEY D)	X-2103124-5 (KEY E)	X-2103124-6 (KEY F)	X-2103124-7 (KEY G)
FRONT VIEW	 X •PA66-GF33•	 X •PA66-GF33•	 X •PA66-GF33•	 X •PA66-GF33•	 X •PA66-GF33•	 X •PA66-GF33•
SIDE VIEW						
REAR VIEW						
INTERFACE VIEW - MOUNTING SIDE	 KEY A MOUNTING INTERFACE	 KEY B MOUNTING INTERFACE	 KEY D MOUNTING INTERFACE	 KEY E MOUNTING INTERFACE	 KEY F MOUNTING INTERFACE	 KEY G MOUNTING INTERFACE

THIS DRAWING IS A CONTROLLED DOCUMENT.

DWN
T. DEWILTE

CHK
T. DEWILTE

APVD
T. DEWILTE

30SEP2010

30SEP2010

15APR2011

DIMENSIONS:

mm

MATERIAL

TOLERANCES UNLESS OTHERWISE SPECIFIED:

0 PLC ±0.50

1 PLC ±0.50

2 PLC ±0.15

3 PLC ±0.05

4 PLC ±

ANGLES ±

FINISH

PRODUCT SPEC

APPLICATION SPEC

408-10441

WEIGHT 22.7 g

CUSTOMER DRAWING

NAME

HVA280 2P HEADER ASSY
W/HVIL - PLASTIC 1 PIECE
CHART DRAWING

SIZE

A1

CAGE CODE

00779

DRAWING NO

2103124

RESTRICTED TO

-

TE Connectivity

SCALE 2:1

SHEET 2 OF 2

REV B2