SIGN	DATE	DESCRIPTION	APPROVER
1	09.4.13	Current,,wire range,approval are changed	JODY
2	10/22'12	Change the screw plating specification	Jacky
3	10/22'12	Change the dimensional tolerance	Jacky
4	10/22'12	Add the dimensional label	Jacky
THIS IS CAD DRAWING, DO NOT REVISE MANUALLY!!!			

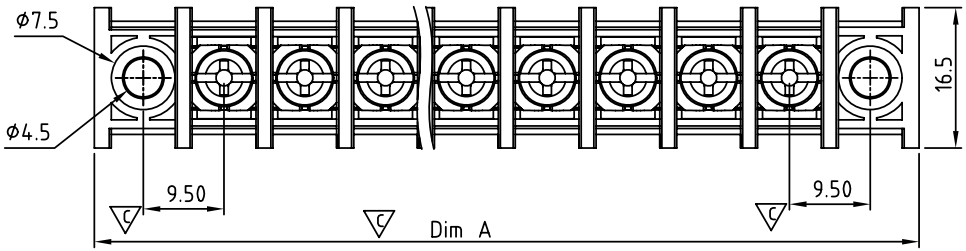

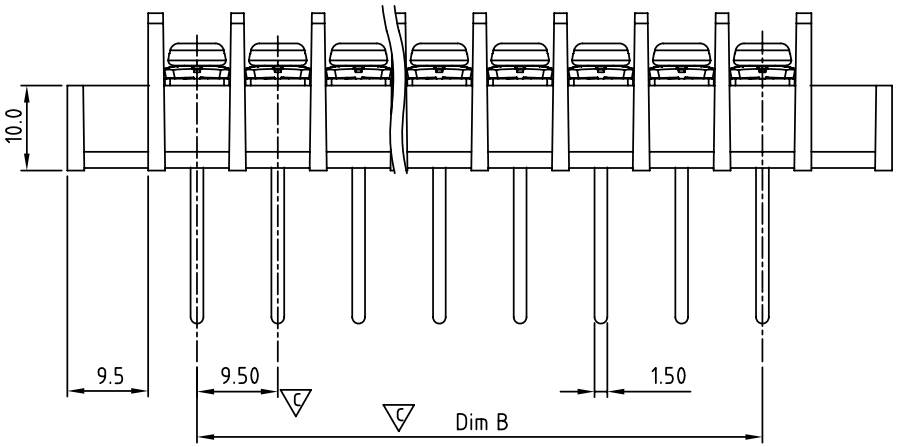

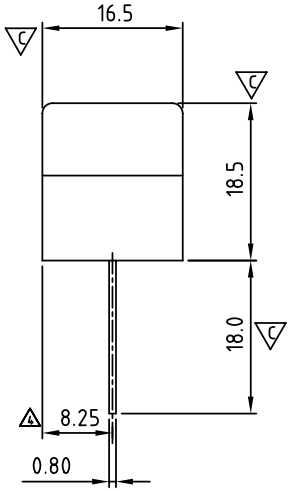

MATERIALS ELECTRICAL

RATED VOLTAGE & CURRENT:	300 V, 30A 1
WITHSTAND VOLTAGE:	AC 2000 V/Min
INSULATION RESISTANCE:	1000 MΩ OR MORE AT DC 500 V
OPERATING TEMPERATURE RANG:	-40 °C ~+115 °C
SCREW TORQUE VALUE:	8.8 Lb-In.
WIRE RANGE:	10-22 AWG 1
1) MOLDED PARTS:	Thermoplastic, UL 94 V-0 BLACK
2) TERMINAL:	BRASS, 0.8t, Tin PLATED
2 3) TERMINAL SCREWS:	STEEL,M3.5
1 APPROVAL:	c UL us
Critical dimension:	▽

YK 515 xx 3 x x 00G

NO. OF POLES
- 02: 2 POLES
- 03: 3 POLES
- 04: 4 POLES
- :
- :
- 30: 30 POLES

TERMINAL & SCREW PLATED
- 0: TERMINAL & SCREW: G/F
- 2 1: TERMINAL: G/F, SCREW: Zinc
- 2: TERMINAL: Sn, SCREW: G/F
- 2 3: TERMINAL: Sn, SCREW: Zinc

MARK
- 0: "@" MARK
- 1: "ANY" MARK

G:RoHS compliant(lead<4%) in copper alloy

N=Number of contacts

Dimension A&B

DIM A	(N+2)×9.5+2.0
DIM B	(N-1)×9.5

3

Dimension A&B	Tolerance
>6~30	±0.30
>30~120	±0.40
>120~400	±0.60

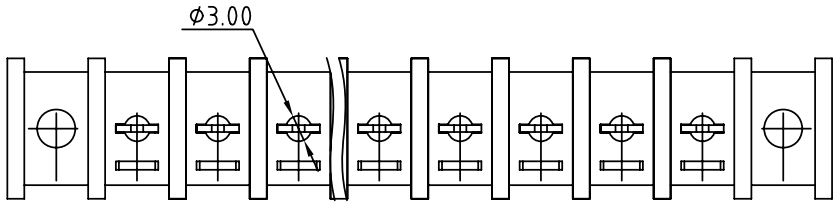

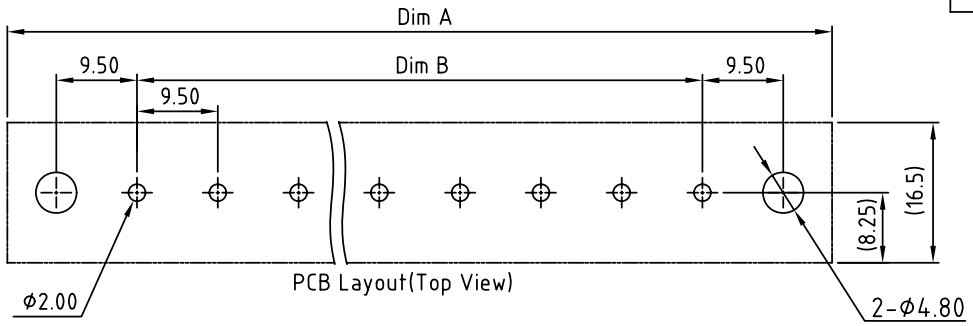

PCB Layout(Top View)

ANYTEK

CUSTOMER COPY

ALL RIGHTS RESERVED. REPRODUCTION OR ISSUE TO THIRD PARTIES IN ANY FORM WHATEVER IS NOT PERMITTED WITHOUT WRITTEN AUTHORITY FROM THE PROPRIETOR. PROPERTY OF ANYTEK TECHNOLOGY CO., LTD

TITLE	YK-515 With Flange Series				
PART NO.	YK515xx3xx00G			DWG NO.	8YK0002-515
APPROVED	CHECKED	DESIGNED	DRAWN	CUST NO.	
		Jacky 2012.10.22	Jacky 2012.10.22	UNIT: mm / SCALE: NONE / SHEET: 01/01 / REV.: D	

Tolerance	
X.	±0.50
X.X	±0.30
X.XX	±0.10
X°	±1°