SIGN	DATE	DESCRIPTION	APPROVER
1	01/31'13	update the drawing	Dacheng

THIS IS CAD DRAWING, DO NOT REVISE MANUALLY!!!

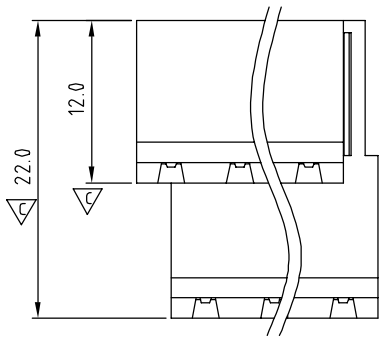

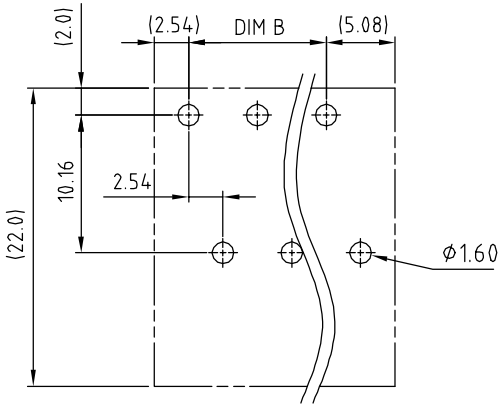

PCB LAYOUT 1
Top view

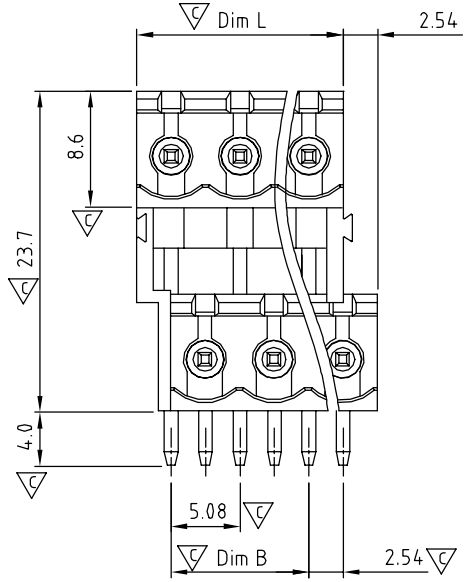

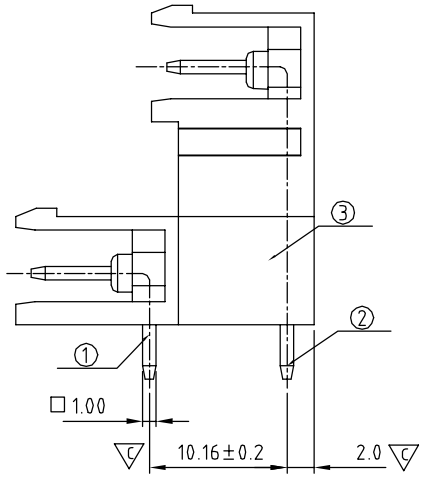

1 N=NUMBER OF CONTACTS

Dimension		TOL				
		2×2P-2×5P	2×6P-2×10P	2×11P-2×15P	2×16P-2×20P	2×21P-2×24P
Dim L	N/2×5.08	±0.15	±0.20	±0.25	±0.30	±0.35
Dim B	(N/2-1)×5.08	±0.15	±0.20	±0.25	±0.30	±0.35

1 Material
- Item①Short male Contact pin: Copper ,Tin plated
- Item②Long male Contact pin: Copper ,Tin plated
- Item③Terminal (housing): Thermoplastic (UL94V-0)

Electrical
- Voltage rating: 300VAC
- 1 Current rating: 10A
- Withstanding Voltage: 1.6KV
- Operating temperature: -40°C to +115°C
- 1 Soldering temperature: 260°C±5°C/5 Sec
- 1 Safety Approval: c us
- Critical dimension: C

VF xx 50 x 1 xxxx G

No. OF POLES
04: 2×2 POLES
06: 2×3 POLES
48: 2×24 POLES

Color
0 Black (RAL9005)
2 Red (RAL3001/D)
3 Orange(RAL2011/P)
4 Yellow(RAL1018/A)
5 Green(RAL6018/T)
6 Blue (RAL5015/A)
8 Grey(RAL7035/D)

G RoHS compliant (lead<4%) In copper Alloy

0000 Standard @ Logo
000A Standard ANY Logo
Any special item by customer request, please contact sales department.

ANYTEK

CUSTOMER COPY

ALL RIGHTS RESERVED. REPRODUCTION OR ISSUE TO THIRD PARTIES IN ANY FORM WHATEVER IS NOT PERMITTED WITHOUT WRITTEN AUTHORITY FROM THE PROPRIETOR. PROPERTY OF ANYTEK TECHNOLOGY CO., LTD

TITLE	VF-5.08 Series Right angle Open type				
PART NO.	VFxx50x1xxxxG			DWG NO.	8VF0103
APPROVED	CHECKED	DESIGNED	DRAWN	CUST NO.	
		Dacheng 2013.01.31	Dacheng 2013.01.31	UNIT: mm / SCALE: NONE / SHEET: 01/01 / REV.: C	

Tolerance	
X.	±0.50
X.X	±0.30
X.XX	±0.10
X°	±1°