© – TE Connectivity. All Rights Reserved.

REVISIONS					
P	LTR	DESCRIPTION	DATE	DWN	APVD
	P	HOUSING RESIN CHANGED	22NOV2021	SCB	KJK

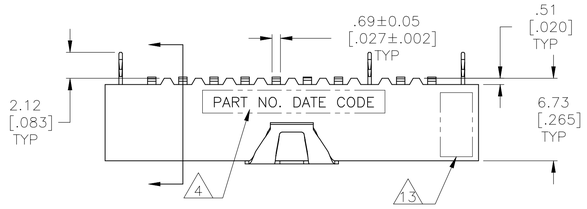

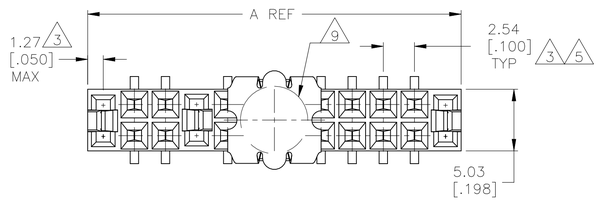

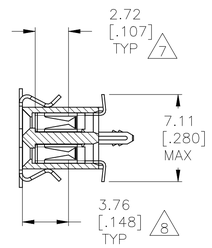

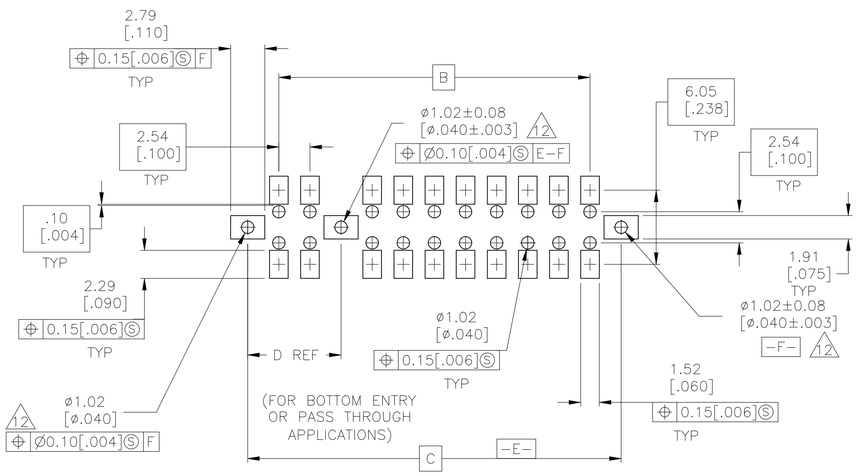

RECOMMENDED PC BOARD LAYOUT

0.20[.008] THICK STENCIL

	2	53.34[2.100]	106.68[4.200]	99.06[3.900]	109.22[4.300]	80	4–147102–0
	2	50.80[2.000]	104.14[4.100]	96.52[3.800]	106.68[4.200]	78	3–147102–9
	2	50.80[2.000]	101.60[4.000]	93.98[3.700]	104.14[4.100]	76	3–147102–8
	2	48.26[1.900]	99.06[3.900]	91.44[3.600]	101.60[4.000]	74	3–147102–7
	2	48.26[1.900]	96.52[3.800]	88.90[3.500]	99.06[3.900]	72	3–147102–6
	2	45.72[1.800]	93.98[3.700]	86.36[3.400]	96.52[3.800]	70	3–147102–5
	2	10	88.90[3.500]	83.82[3.300]	91.44[3.600]	68	3–147102–4
	2	10	86.36[3.400]	81.28[3.200]	88.90[3.500]	66	3–147102–3
	2	10	83.82[3.300]	78.74[3.100]	86.36[3.400]	64	3–147102–2
	2	10	81.28[3.200]	76.20[3.000]	83.82[3.300]	62	3–147102–1
	2	10	78.74[3.100]	73.66[2.900]	81.28[3.200]	60	3–147102–0
OBSOLETE	2	10	76.20[3.000]	71.12[2.800]	78.74[3.100]	58	2–147102–9
	2	10	73.66[2.900]	68.58[2.700]	76.20[3.000]	56	2–147102–8
	2	10	71.12[2.800]	66.04[2.600]	73.66[2.900]	54	2–147102–7
	2	10	68.58[2.700]	63.50[2.500]	71.12[2.800]	52	2–147102–6
	2	10	66.04[2.600]	60.96[2.400]	68.58[2.700]	50	2–147102–5
	2	10	63.50[2.500]	58.42[2.300]	66.04[2.600]	48	2–147102–4
	2	10	60.96[2.400]	55.88[2.200]	63.50[2.500]	46	2–147102–3
	2	10	58.42[2.300]	53.34[2.100]	60.96[2.400]	44	2–147102–2
	2	10	55.88[2.200]	50.80[2.000]	58.42[2.300]	42	2–147102–1
	2	10	53.34[2.100]	48.26[1.900]	55.88[2.200]	40	2–147102–0
	2	10	50.80[2.000]	45.72[1.800]	53.34[2.100]	38	1–147102–9
	2	10	48.26[1.900]	43.18[1.700]	50.80[2.000]	36	1–147102–8
	2	10	45.72[1.800]	40.64[1.600]	48.26[1.900]	34	1–147102–7
SUPERSEDED	2	10	43.18[1.700]	38.10[1.500]	45.72[1.800]	32	1–147102–6
	2	10	40.64[1.600]	35.56[1.400]	43.18[1.700]	30	1–147102–5
OBSOLETE	2	10	38.10[1.500]	33.02[1.300]	40.64[1.600]	28	1–147102–4
	2	10	35.56[1.400]	30.48[1.200]	38.10[1.500]	26	1–147102–3
SUPERSEDED	2	10	33.02[1.300]	27.94[1.100]	35.56[1.400]	24	1–147102–2
	2	10	30.48[1.200]	25.40[1.000]	33.02[1.300]	22	1–147102–1
	2	10	27.94[1.100]	22.86[.900]	30.48[1.200]	20	1–147102–0
	2	10	25.40[1.000]	20.32[.800]	27.94[1.100]	18	147102–9
	2	10	22.86[.900]	17.78[.700]	25.40[1.000]	16	147102–8
OBSOLETE	2	10	20.32[.800]	15.24[.600]	22.86[.900]	14	147102–7
	2	10	17.78[.700]	12.70[.500]	20.32[.800]	12	147102–6
14	2	10	15.24[.600]	10.16[.400]	17.78[.700]	10	147102–5
14	2	10	12.70[.500]	7.62[.300]	15.24[.600]	8	147102–4
14	2	10	10.16[.400]	5.08[.200]	12.70[.500]	6	147102–3
14	2	10	7.62[.300]	2.54[.100]	10.16[.400]	4	147102–2
14 6 OBSOLETE	2	10	5.08[.200]	–	7.62[.300]	2	147102–1
	FINISH	D	C	B	A	NO.OF POSN.	PART NUMBER

THIS DRAWING IS A CONTROLLED DOCUMENT.

DIMENSIONS: mm [INCHES]

TOLERANCES UNLESS OTHERWISE SPECIFIED:
0 PLC ± –
1 PLC ± –
2 PLC ± 0.13[.005]
3 PLC ± –
4 PLC ± –
ANGLES ± –

MATERIAL – 1

FINISH – 2 15

DWN M.BINNER 06NOV02
CHK J.OLSON 06NOV02
APVD J.OLSON 06NOV02

PRODUCT SPEC 108–25022
APPLICATION SPEC 114–25018
WEIGHT –

TE Connectivity Ltd.

NAME RECEPTACLE ASSEMBLY, MOD IV, DOUBLE ROW, DUAL ENTRY, .100X.100CL, SMT
–

SIZE A1 | CAGE CODE 00779 | DRAWING NO C–147102 | RESTRICTED TO –

CUSTOMER DRAWING | SCALE 4:1 | SHEET 1 OF 2 | REV P

4805 (1/15)

© – TE Connectivity. All Rights Reserved.

REVISIONS					
P	LTR	DESCRIPTION	DATE	DWN	APVD
	–	SEE SHEET 1	–	–	–

1. HOUSING: FLAME RETARDANT, GLASS FILLED, POLYESTER, COLOR: BLACK.
CONTACT: PHOSPHOR BRONZE
VACUUM COVER: STAINLESS STEEL

2. CONTACT: DUPLEX PLATED 0.76μm[.000030] GOLD IN CONTACT AREA, 3.81–7.62μm[.000150–.000300] BRIGHT TIN–LEAD ON, LEADS, ALL OVER 1.27μm[.000050] MINIMUM NICKEL

3. THESE DIMENSIONS PERTAIN TO CAVITIY CENTERLINES ONLY NOT TO CONTACT LOACATIONS

4. MARK PART NUMBER AND DATE CODE IN APPROXIMATE LOCATION SHOWN, EITHER SIDE.

5. TOLERANCE IS NON–CUMULATIVE.

6. 2 POSITION DATE CODE IS MARKED OPPOSITE SIDE OF TE LOGO.

7. POINT OF MEASUREMENT DIMENSION FOR PLATING THICKNESS (INSIDE CONTACT BEAM).

8. POINT–OF–CONTACT DIMENSION.

9. ø5.51[.217] MIN TARGET AREA FOR VACUUM PICK UP. COVER TO BE REMOVED AFTER SOLDERING.

10. NO CENTER HOLD DOWN.

11. PACKAGED IN TUBES.

12. HOLES ø1.125±.025[.0453±.0010] DRILL SIZE [0.03–0.08[.001–.003] COPPER PLATING. 0.007[.003]MIN 60/40 TIN LEAD ø0.94–1.09[.037–.043] AFTER PLATING, 0.25[.010] ANNULAR RING BOTH SIDES.

13. TE CONNECTIVITY TRADEMARK AND CSA LOGO ARE MOLDED INTO HOUSING.

14. NO PART NUMBER REQUIRED ON THIS PART.

15. CONTACT: DUPLEX PLATED 0.76μm[.000030] GOLD IN CONTACT AREA, 3.81–7.62μm[.000150–.000300] MATTE TIN ON LEADS, ALL OVER 1.27μm[.000050] MINIMUM NICKEL.

16. ROHS 2002 /95/EC COMPLIANT.

	FINISH	D	C	B	A	NO. OF POSN	PART NUMBER
	15	53.34[2.100]	106.68[4.200]	99.06[3.900]	109.22[4.300]	80	16 9–147102–0
	15	50.80[2.000]	104.14[4.100]	96.52[3.800]	106.68[4.200]	78	16 8–147102–9
	15	50.80[2.000]	101.60[4.000]	93.98[3.700]	104.14[4.100]	76	16 8–147102–8
	15	48.26[1.900]	99.06[3.900]	91.44[3.600]	101.60[4.000]	74	16 8–147102–7
	15	48.26[1.900]	96.52[3.800]	88.90[3.500]	99.06[3.900]	72	16 8–147102–6
	15	45.72[1.800]	93.98[3.700]	86.36[3.400]	96.52[3.800]	70	16 8–147102–5
	15	10	88.90[3.500]	83.82[3.300]	91.44[3.600]	68	16 8–147102–4
	15	10	86.36[3.400]	81.28[3.200]	88.90[3.500]	66	16 8–147102–3
	15	10	83.82[3.300]	78.74[3.100]	86.36[3.400]	64	16 8–147102–2
	15	10	81.28[3.200]	76.20[3.000]	83.82[3.300]	62	16 8–147102–1
	15	10	78.74[3.100]	73.66[2.900]	81.28[3.200]	60	16 8–147102–0
	15	10	76.20[3.000]	71.12[2.800]	78.74[3.100]	58	16 7–147102–9
	15	10	73.66[2.900]	68.58[2.700]	76.20[3.000]	56	16 7–147102–8
	15	10	71.12[2.800]	66.04[2.600]	73.66[2.900]	54	16 7–147102–7
	15	10	68.58[2.700]	63.50[2.500]	71.12[2.800]	52	16 7–147102–6
	15	10	66.04[2.600]	60.96[2.400]	68.58[2.700]	50	16 7–147102–5
	15	10	63.50[2.500]	58.42[2.300]	66.04[2.600]	48	16 7–147102–4
	15	10	60.96[2.400]	55.88[2.200]	63.50[2.500]	46	16 7–147102–3
	15	10	58.42[2.300]	53.34[2.100]	60.96[2.400]	44	16 7–147102–2
	15	10	55.88[2.200]	50.80[2.000]	58.42[2.300]	42	16 7–147102–1
	15	10	53.34[2.100]	48.26[1.900]	55.88[2.200]	40	16 7–147102–0
	15	10	50.80[2.000]	45.72[1.800]	53.34[2.100]	38	16 6–147102–9
	15	10	48.26[1.900]	43.18[1.700]	50.80[2.000]	36	16 6–147102–8
	15	10	45.72[1.800]	40.64[1.600]	48.26[1.900]	34	16 6–147102–7
	15	10	43.18[1.700]	38.10[1.500]	45.72[1.800]	32	16 6–147102–6
	15	10	40.64[1.600]	35.56[1.400]	43.18[1.700]	30	16 6–147102–5
	15	10	38.10[1.500]	33.02[1.300]	40.64[1.600]	28	16 6–147102–4
	15	10	35.56[1.400]	30.48[1.200]	38.10[1.500]	26	16 6–147102–3
	15	10	33.02[1.300]	27.94[1.100]	35.56[1.400]	24	16 6–147102–2
	15	10	30.48[1.200]	25.40[1.000]	33.02[1.300]	22	16 6–147102–1
	15	10	27.94[1.100]	22.86[.900]	30.48[1.200]	20	16 6–147102–0
	15	10	25.40[1.000]	20.32[.800]	27.94[1.100]	18	16 5–147102–9
	15	10	22.86[.900]	17.78[.700]	25.40[1.000]	16	16 5–147102–8
	15	10	20.32[.800]	15.24[.600]	22.86[.900]	14	16 5–147102–7
	15	10	17.78[.700]	12.70[.500]	20.32[.800]	12	16 5–147102–6
14	15	10	15.24[.600]	10.16[.400]	17.78[.700]	10	16 5–147102–5
14	15	10	12.70[.500]	7.62[.300]	15.24[.600]	8	16 5–147102–4
14	15	10	10.16[.400]	5.08[.200]	12.70[.500]	6	16 5–147102–3
14	15	10	7.62[.300]	2.54[.100]	10.16[.400]	4	16 5–147102–2
14, 6 OBSOLETE	15	10	5.08[.200]	–	7.62[.300]	2	16 5–147102–1

THIS DRAWING IS A CONTROLLED DOCUMENT.

DIMENSIONS: mm [INCHES]

TOLERANCES UNLESS OTHERWISE SPECIFIED:
0 PLC ± –
1 PLC ± –
2 PLC ± 0.13[.005]
3 PLC ± –
4 PLC ± –
ANGLES ± –

MATERIAL 1
FINISH 2 15

DWN M.BINNER 06NOV02
CHK J.OLSON 06NOV02
APVD J.OLSON 06NOV02
PRODUCT SPEC 108–25022
APPLICATION SPEC 114–25018
WEIGHT –

TE Connectivity Ltd.

NAME RECEPTACLE ASSEMBLY, MOD IV, DOUBLE ROW, DUAL ENTRY, .100X.100CL, SMT
–

SIZE A1 | CAGE CODE 00779 | DRAWING NO C–147102 | RESTRICTED TO –

CUSTOMER DRAWING | SCALE 1:1 | SHEET 2 OF 2 | REV P