THIS DRAWING IS UNPUBLISHED.
VERTRAULICHE UNVEROEFFENTLICHTE ZEICHNUNG
© COPYRIGHT 2013 Tyco Electronics Corporation
RELEASED FOR PUBLICATION 2013
FREI FUER VEROEFFENTLICHUNG
ALL RIGHTS RESERVED.
ALLE RECHTE VORBEHALTEN.

MATED WITH:
PASSEND ZU:

PROJEKT NR.: PRJ-11-00003789

REVISIONS
AENDERUNGEN

P	LTR	DESCRIPTION BESCHREIBUNG	DATE	DWN	APVD
	A1	NEW DRAWING	14MAR2014	RS	GKT
	A2	DRAWING UPDATED WITH TOLERENCES	03JUN2015	RS	GKT
	A3	HIGH VOLTAGE DANGER MARKING REMOVED	07JUL2021	MKS	MDG

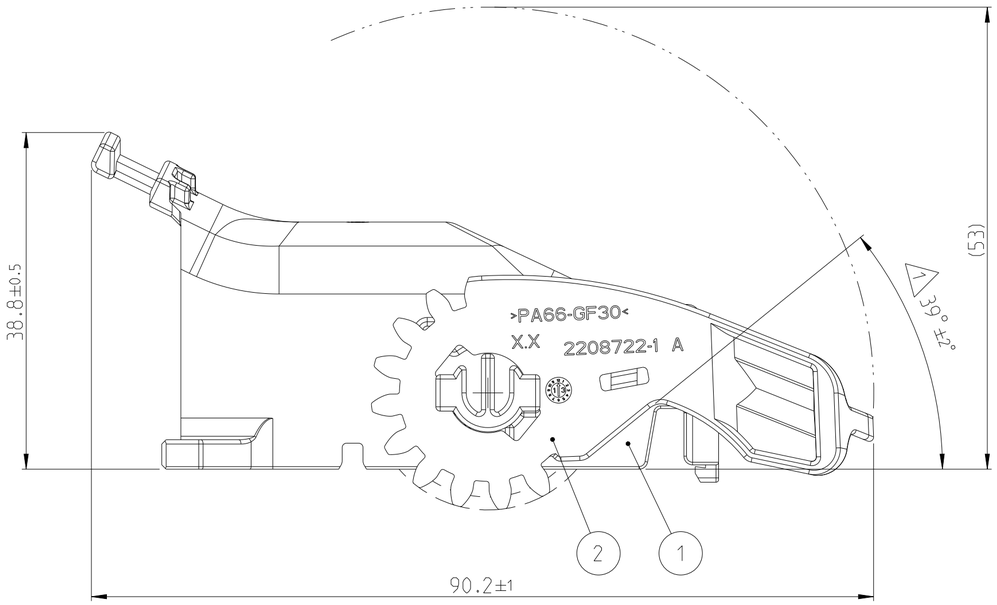

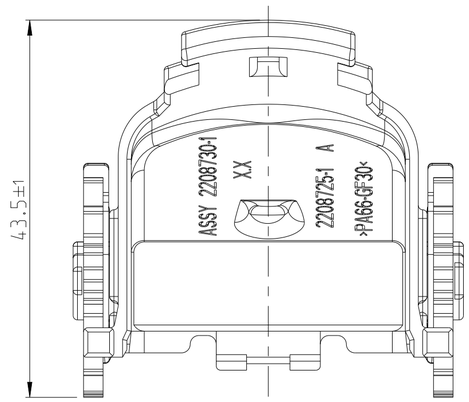

NOTES

1. DELIVERY CONDITION: LEVER (2) IN ENDLOCKED POSITION
2. LEVER MUST ROTATE SMOOTHLY UNTIL LOCKING (112.4°)
3. PACKAGING: POSITION WAY IN CARDBOX
4. 2208730-1 SUITABLE TO TE: X-2208709-X / X-2208720-X

Bemerkungen

1. Anlieferzustand: Hebel (2) in Endraststellung
2. Hebel muss sich leicht bis zur Verrastung drehen lassen (112.4°)
3. Verpackung: Lagenweise im Karton
4. 2208730-1 passend zu TE: X-2208709-X / X-2208720-X

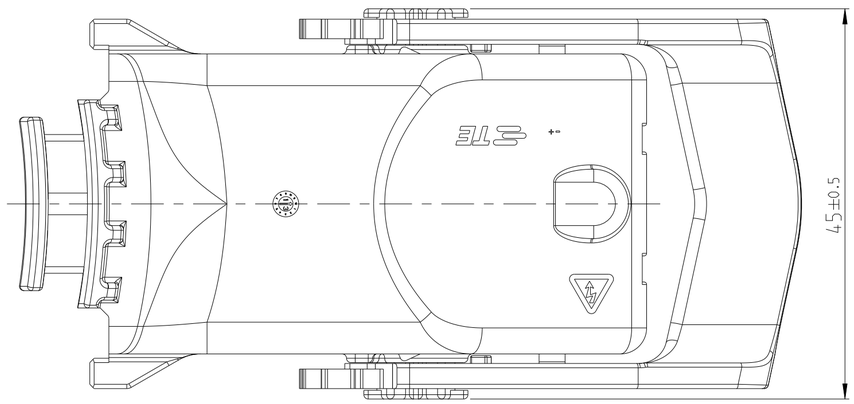

1:1

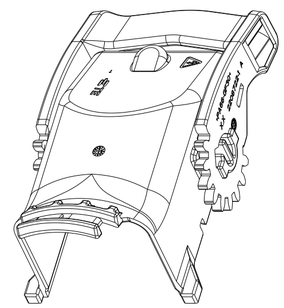

2208730-1 AS SHOWN
wie gezeichnet

2208730-1	BLACK	PA66 GF30	LEVER	2
	BLACK	PA66 GF30	COVER (ANGULAR)	1
ASSY NO	COLOUR	MATERIAL	DESCRIPTION	ITEM NO

PRODUCT CHARACTERISTICS ACC. QMP EMEA_12
BESONDERE MERKMALE NACH QMP EMEA_12

TOLERANCES UNLESS OTHERWISE SPECIFIED ACC. TO DIN 16901-140 (AD) CENTRIC TO NOMINAL DIMENSION. EDITION 1982-11 SHALL APPLY.
Freimasstoleranzen nach DIN 16901-140 (AD). Es gilt die Ausgabe 1982-11.

THIS DRAWING IS A CONTROLLED DOCUMENT.
DIMENSIONING AND TOLERANCING PER GPS (ISO STANDARDS).

DIMENSIONS: MASSEINHEITEN: mm

TOLERANCES UNLESS OTHERWISE SPECIFIED: ALLGEMEINTOLERANZEN
0 PLC ±
1 PLC ±
2 PLC ±
3 PLC ±
4 PLC ±
ANGLES/WINKEL ±1

MATERIAL: SEE TABLE
FINISH/OBERFLAECHE/FARBE: -

DWN RAMESH S 13SEP2013
CHK GOPI K T 16SEP2013
APVD M ZAYC -
PRODUCT SPEC PRODUKTSPEZ. -
APPLICATION SPEC VERARBEITUNGSSPEZ. -
WEIGHT GEWICHT 18.9 g

TE Connectivity

NAME: COVER ASSY, OUTGOING ANGULAR

SIZE	CAGE CODE	DRAWING NO ZEICHNUNGS-NR.	RESTRICTED TO NUR FUER
A2	-	C-2208730	-

Customer Drawing /KUNDENZEICHNUNG | SCALE MASSSTAB 2:1 | SHEET BLATT 1 OF VON 1 | REV A3

1471-9 (3/13)