




Connectors > Terminal Blocks & Strips > PCB Terminal Blocks



Terminal Block Connector Type: **Plug**

Connector System: **Wire-to-Board**

Number of Positions: **12**

Centerline (Pitch): **5.08 mm [.2 in]**

Number of Rows: **1**

Features

Product Type Features

Wire Protection	With
Terminal Block Connector Type	Plug
Connector System	Wire-to-Board
Connector & Contact Terminates To	Wire & Cable

Configuration Features

Wire Entry Location	Side
Stacking Configuration	Side Stackable
Number of Positions	12
Number of Rows	1
Wire Entry Angle	90°

Electrical Characteristics

Operating Voltage	300 VAC
-------------------	---------

Body Features

Primary Product Color	Gray
-----------------------	------



Product Orientation	Vertical
Contact Features	
Contact Mating Area Plating Material	Tin
Contact Base Material	Phosphor Bronze
Contact Current Rating (Max)	15 A
Mechanical Attachment	
Screw Plating Material	Nickel
Screw Material	Brass
Thread Size	M3
Housing Features	
Housing Material	PA 66
Centerline (Pitch)	5.08 mm[.2 in]
Dimensions	
Wire Size	.05 – 3 mm²
Usage Conditions	
Operating Temperature Range	-40 – 105 °C[-40 – 221 °F]
Operation/Application	
Circuit Application	Power & Signal
Identification Marking	
Marking Color	White
Packaging Features	
Packaging Quantity	100
Packaging Method	Box
Product Compliance	
For compliance documentation, visit the product page on TE.com>	
EU RoHS Directive 2011/65/EU	Compliant with Exemptions
EU ELV Directive 2000/53/EC	Compliant with Exemptions
China RoHS 2 Directive MIIT Order No 32, 2016	Restricted Materials Above Threshold
EU REACH Regulation (EC) No. 1907/2006	Current ECHA Candidate List: JAN 2024 (240)



Candidate List Declared Against: JAN 2024 (240)

SVHC > Threshold:

Pb (.8% in Component Part)

Article Safe Usage Statements:


Do not eat, drink or smoke when using this product. Wash thoroughly after handling. Recycle if possible and dispose of the article by following all applicable governmental regulations relevant to your geographic location.

Halogen Content	Low Halogen - Br, Cl, F, I < 900 ppm per homogenous material. Also BFR/CFR/PVC Free
Solder Process Capability	Not applicable for solder process capability


Product Compliance Disclaimer

This information is provided based on reasonable inquiry of our suppliers and represents our current actual knowledge based on the information they provided. This information is subject to change. The part numbers that TE has identified as EU RoHS compliant have a maximum concentration of 0.1% by weight in homogenous materials for lead, hexavalent chromium, mercury, PBB, PBDE, DBP, BBP, DEHP, DIBP, and 0.01% for cadmium, or qualify for an exemption to these limits as defined in the Annexes of Directive 2011/65/EU (RoHS2). Finished electrical and electronic equipment products will be CE marked as required by Directive 2011/65/EU. Components may not be CE marked. Additionally, the part numbers that TE has identified as EU ELV compliant have a maximum concentration of 0.1% by weight in homogenous materials for lead, hexavalent chromium, and mercury, and 0.01% for cadmium, or qualify for an exemption to these limits as defined in the Annexes of Directive 2000/53/EC (ELV). Regarding the REACH Regulation, the information TE provides on SVHC in articles for this part number is based on the latest European Chemicals Agency (ECHA) 'Guidance on requirements for substances in articles' posted at this URL: <https://echa.europa.eu/guidance-documents/guidance-on-reach>

Compatible Parts



TE Part # 1-1546111-2
EUROSTYLE TB,HEADER,GREY,12POS



TE Part # 1-284047-2
TERMI-BLOK VERTICAL PLUG STACK

Customers Also Bought



TE Part #3-5179275-8
CHAMP 050-I PLUG H ASSY 68P



TE Part #2-178216-2
Header Assembly: Wire-to-Board, 15A, gold or tin plated



TE Part #2-2013519-0
DYNAMIC D3900 H-HDR ASSY 10P Y TYPE-A



TE Part #1-2229803-2
D3950 HDR 7/11POS 1ROW Y KEY



Documents

CAD Files

3D PDF

3D

Customer View Model

ENG_CVM_CVM_1-1546122-2_A.2d_dxf.zip

English

Customer View Model

ENG_CVM_CVM_1-1546122-2_A.3d_igs.zip

English

Customer View Model

ENG_CVM_CVM_1-1546122-2_A.3d_stp.zip

English

By downloading the CAD file I accept and agree to the [Terms and Conditions](#) of use.

Datasheets & Catalog Pages

BUCHANAN TERMINAL BLOCKS CATALOG - EUROSTYLE TERMINAL BLOCKS

English

1-1773458-1_EURO_STYLE_TERMINAL_BLOCKS_QRG

English

Product Specifications

Application Specification

English

Agency Approvals

UL

English