


SIGN	DATE	DESCRIPTION	APPROVER
△	11.01'05	Standard spec is changed.	Marivn
△	02/01'07	Soldering temperature is changed from 245°C to250°C	Marivn
THIS IS CAD DRAWING, DO NOT REVISE MANUALL Y!!!			

Material

- Item① Terminal body(metal housing): steel stamped Zinc plating
- Item② Terminal screw: Steel Zinc plating “-” slot type
- Item③ Contacts: Brass,Tin plated
- Item④ Firm wire chunk: steel Zinc plating
- Item⑤ Insulator (housing): Thermoplastic (UL94V-0)

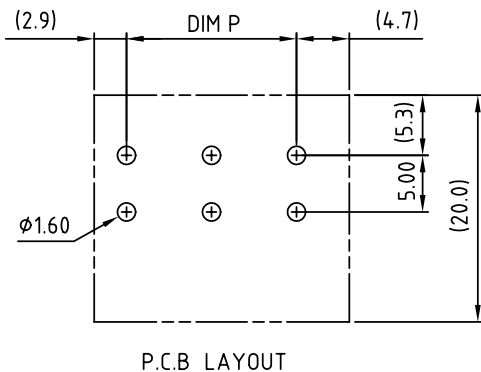
△ Electrical cULus


- Voltage rating: 300VAC
- Current rating: 20A
- Wire range:
 - Solid wire(AWG): 12-22
 - Stranded wire(AWG): 12-22
- Torque(Lb-In): 2.4
- Screw: M2.5
- Wire strip length: 10-11mm
- Withstanding Voltage: 1.6KV
- Operating temperature: -40°C to +115°C
- △ Soldering temperature: 250°C±10°C/5 Sec
- Safety Approval: 

TR xx 25 x 1 xxxx G			
02 2Poles	0 Black	0000: “@” Logo	RoHS
03 3Poles	5 Green	000A: “ANYTEK” Logo	Pb<40,000ppm
... ..	6 Blue	Any special item by customer request, please contact sales department.	
12 12Poles	8 Grey		

N = Number of poles
 Dim L=Nx7.5
 Dim P=(N-1)x7.5

	Dim L	Dim P
2-6p	±0.20	±0.15
7-12p	±0.25	±0.20
13-18p	±0.30	±0.25
19-24p	±0.40	±0.30



ANYTEK				CUSTOMER COPY		
ALL RIGHTS RESERVED. REPRODUCTION OR ISSUE TO THIRD PARTIES IN ANY FORM WHATEVER IS NOT PERMITTED WITHOUT WRITTEN AUTHORITY FROM THE PROPRIETOR. PROPERTY OF ANYTEK TECHNOLOGY CO., LTD						
TITLE	TR 7.5 Series Horizontal (180D wire inlet)					
PART NO.	TRxx25x1xxxxG			DWG NO.	8TR0101	
APPROVED	CHECKED	DESIGNED	DRAWN	CUST NO.	Tolerance	
	Marvin 2007.02.05	Marvin 2007.02.05	Marvin 2007.02.05		UNIT: mm	X. ±0.50
					SCALE: NONE	X.X ±0.30
						X.XX ±0.10
					SHEET: 01/01	X° ±1°
				REV.: E		