© 2021 TE Connectivity. All Rights Reserved.

PN 1-1.7-1.2-1.~~6-1.0-2.0-4~~ & 0-9

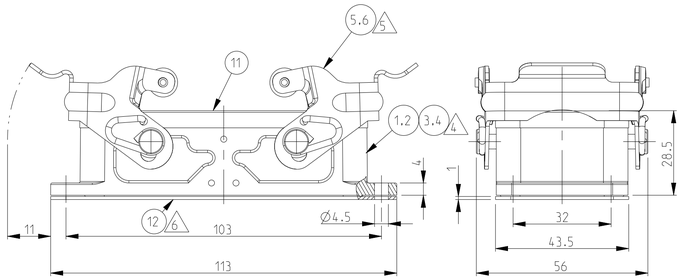

~~PN 1-3~~

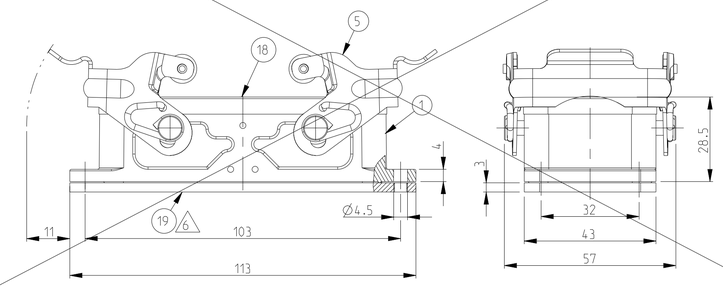

PN 1-2.~~2-2.0-5.0-7~~.0-8 ~~& 1-4~~

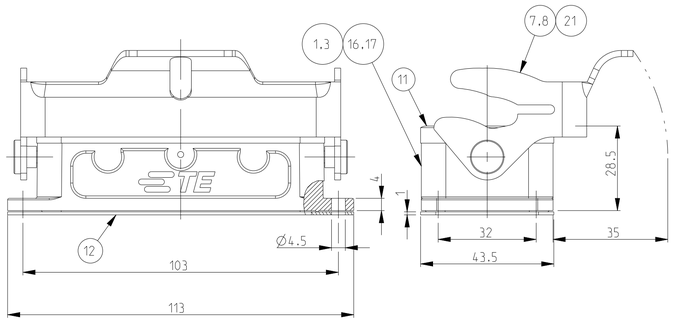

PN 1-8 & ~~2-8~~

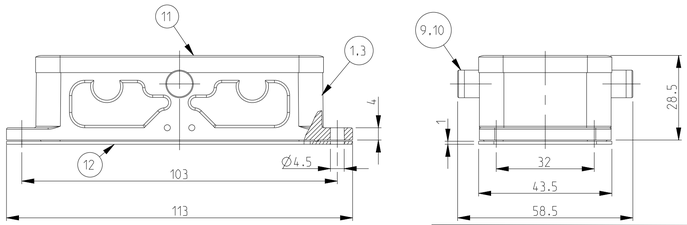

11 Special bow , double powder thick layer

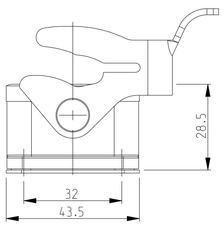

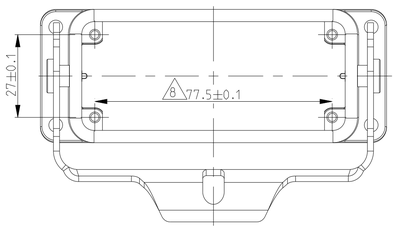

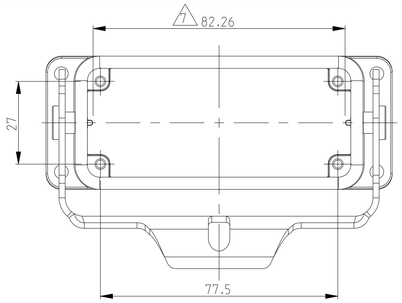

~~PN 0-6~~

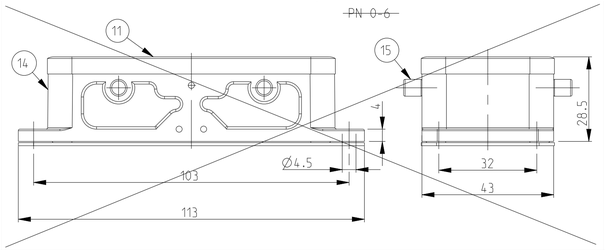

~~PN 1-5~~
With diecast bolt

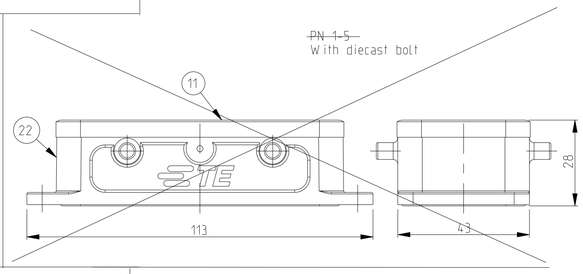

PN 1-0

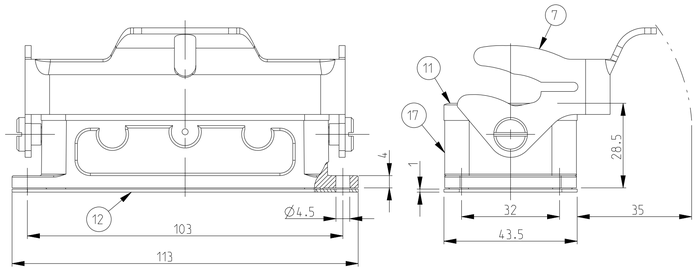

Panel cut-out

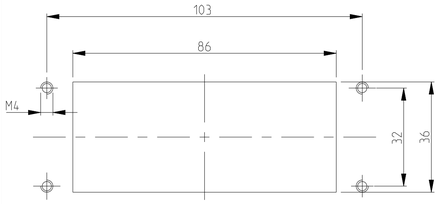

NOTES

1 Material: Housing aluminium diecasting alloy
Seals: Neoprene ; Viton

2 Surface: Varnish Grey: Black

3 Varnish on the inside not necessary

4 Packaging quantity 5 pieces

5 Packaging quantity 100 pieces

6 Packaging quantity 150 pieces

7 Only valied for PN 0-1:
couding device beveled on dimension 82

8 Only valied for PN 0-4 and 0-5
Plat form beveled on dimension 72.5+0.1 both sides

9 Only valied for PN 0-2
Seal loose attached

10 Only valied for PN 0-3:
flange seal clued on

11 Special side clip for Mitsubishi
powder coating for housing ; 120-160 µm

REVISIONS

P	LTR	DESCRIPTION	DATE	DWN	APVD
	C4	ECR-17-014033	13MAR2018	SG	MKO
	D	ECR-20-009934	13JUL2020	QY	JB
	D1	ECR-21-123293	24FEB2022	RK	JB
	D2	ECR-22-151597	06SEP2022	RK	JB

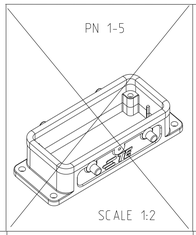

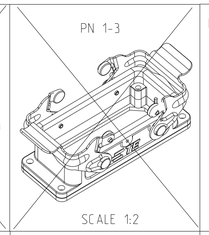

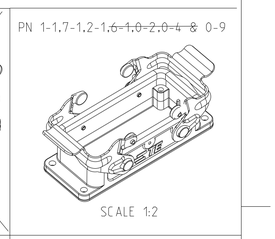

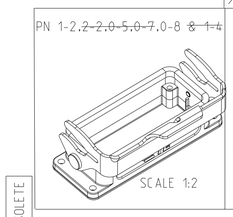

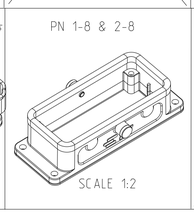

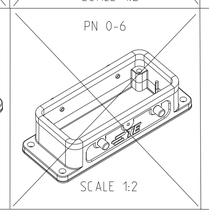

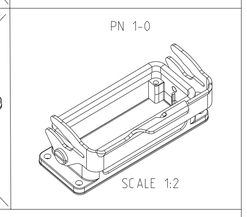

1-6	1-5	1-4	1-3	1-0	0-9	0-8	0-7	0-6	0-5	0-4	0-3	0-2	0-1	6-1	8-1	2-8	1-8	2-2	1-2	2-1	7-1	1-1	DESCRIPTION	MATERIAL	SURFACE	COLOR	ITEM NO	NOTES
																						1	Surface mounted housing bottom entry HB	Aluminium		Grey RAL7001	22	With bolt
			1																				LB-Side clip	Steel	Zinc plated	Blue	21	
			1																				Surface mounted housing bottom entry HB	Aluminium		Grey 120-160 µm	20	
1				1		1																	Flange seal	Viton		Black	19	
1				1		1																	Profile seal	Viton		Grey	18	
1			1		1																		Surface mounted housing bottom entry HB	Aluminium		Grey RAL7001	17	Neutral
							1																Surface mounted housing bottom entry HB	Aluminium		Grey RAL7001	16	Without lo
								4															Clip bolt-HB	Steel	Zinc plated	Blue	15	
								1															Surface mounted housing bottom entry HB	Aluminium		Grey RAL7001	14	
																											13	
		1		1		1	1	1	1	1	1	1	1	1	1	1	1	1	1	1	1	1	Flange seal	Neoprene		Black	12	
		1		1		1	1	1	1	1	1	1	1	1	1	1	1	1	1	1	1	1	Profile seal	Neoprene		Black	11	
																2							ZB-Clip bolt	Stainless steel			10	
													2				2						ZB-Clip bolt	Steel	Zinc plated	Blue	9	
																		1					LB-Side clip	Stainless steel			8	
									1										1				LB-Side clip	Steel	Zinc plated	Blue	7	
1				1		1	1							2						2			VS-Locking clip	Stainless steel			6	
			2		2						2	2									2	2	VS-Locking clip	Steel	Zinc plated	Blue	5	
												1											Surface mounted housing bottom entry HB	Aluminium		With out varnish	4	
									1	1						1		1		1			Surface mounted housing bottom entry HB-K	Aluminium	Aluminium oxide	Black RAL9005	3	
																						1	Surface mounted housing bottom entry HB-K	Aluminium		Black RAL9005	2	
			1		1		1				1		1	1			1		1			1	Surface mounted housing bottom entry HB	Aluminium		Grey RAL7001	1	
																							ORDERING TEXT					
																							HB.16.AG-VS					
																							HB.16.AG-VS					
																							HB-K.16.AG-VS					
																							HB.16.AG-LB					
																							HB-K.16.AG-LB					
																							HB-Z.16.AG-ZVGR					
																							HB-K/Z.16.AG-ZV					
																							HB.16.AG-LB					
																							HB.16.AG-VS					
																							HB-Z.16.AG-ZVGR					
																							HB.16.AG-VS					
																							HB.16.AG-VS					
																							HB-K.16.AG-VS					
																							HB-K.16.AG-LB					
																							HB.16.AG					
																							HB.16.AG-LB					
																							HB.16.AG-LB.KM					
																							HB.16.AG-VS.KM					
																							HB.16.AG-LB					
																							HB.16.AG-VS.V					
																							HB.16.AG-LB					
																							HB.16.AG-F					
																							HB.16.AG-LB					

OBSOLETE	OBSOLETE	OBSOLETE	OBSOLETE	OBSOLETE	OBSOLETE	OBSOLETE	OBSOLETE	OBSOLETE	OBSOLETE	OBSOLETE	OBSOLETE	OBSOLETE	OBSOLETE	OBSOLETE	OBSOLETE

THIS DRAWING IS A CONTROLLED DOCUMENT.

DIMENSIONS: mm

TOLERANCES UNLESS OTHERWISE SPECIFIED: n.ISO 2768-mH-E n.DIN 16901-120
0 PLC ±
1 PLC ±
2 PLC ±
3 PLC ±
4 PLC ±
ANGLES ±

MATERIAL

FINISH

DWN SCHWEIGER 23.07.1997
CHK KRAMER 23.06.1998
APVD –
PRODUCT SPEC 108-74001/74003
APPLICATION SPEC 114-74001/74004/74005
WEIGHT

TE Connectivity

NAME SURFACE MOUNTED HOUSING BOTTOM ENTRY HB.16

SIZE	CAGE CODE	DRAWING NO	RESTRICTED TO
A1	00779	C-1102296	

CUSTOMER DRAWING | SCALE 1:1 | SHEET 1 OF 1 | REV D2

4805 (3/13)